



11-1-2022

Searches for Neutrinos from Gamma-Ray Bursts Using the IceCube Neutrino Observatory

R. Abbasi

Loyola University of Chicago

M. Ackermann

Deutsches Elektronen-Synchrotron (DESY)

J. Adams

University of Canterbury

J. A. Aguilar

Université Libre de Bruxelles

M. Ahlers

Niels Bohr Institutet

See next page for additional authors

Follow this and additional works at: https://ecommons.luc.edu/physics_facpubs

Recommended Citation

Abbasi, R.; Ackermann, M.; Adams, J.; Aguilar, J. A.; Ahlers, M.; Ahrens, M.; Alameddine, J. M.; Alves, A. A.; Amin, N. M.; Andeen, K.; Anderson, T.; Anton, G.; Argüelles, C.; Ashida, Y.; Athanasiadou, S.; Axani, S.; Bai, X.; Balagopal, A. V.; Barwick, S. W.; Basu, V.; Baur, S.; Bay, R.; Beatty, J. J.; Becker, K. H.; and Tjus, J. Becker, "Searches for Neutrinos from Gamma-Ray Bursts Using the IceCube Neutrino Observatory" (2022). *Physics: Faculty Publications and Other Works*. 74. https://ecommons.luc.edu/physics_facpubs/74

This Article is brought to you for free and open access by the Faculty Publications and Other Works by Department at Loyola eCommons. It has been accepted for inclusion in Physics: Faculty Publications and Other Works by an authorized administrator of Loyola eCommons. For more information, please contact ecommons@luc.edu.

Authors

R. Abbasi, M. Ackermann, J. Adams, J. A. Aguilar, M. Ahlers, M. Ahrens, J. M. Alameddine, A. A. Alves, N. M. Amin, K. Andeen, T. Anderson, G. Anton, C. Argüelles, Y. Ashida, S. Athanasiadou, S. Axani, X. Bai, A. V. Balagopal, S. W. Barwick, V. Basu, S. Baur, R. Bay, J. J. Beatty, K. H. Becker, and J. Becker Tjus



Searches for Neutrinos from Gamma-Ray Bursts Using the IceCube Neutrino Observatory

R. Abbasi¹, M. Ackermann², J. Adams³, J. A. Aguilar⁴, M. Ahlers⁵, M. Ahrens⁶, J. M. Alameddine⁷, A. A. Alves, Jr.⁸, N. M. Amin⁹, K. Andeen¹⁰, T. Anderson¹¹, G. Anton¹², C. Argüelles¹³, Y. Ashida¹⁴, S. Athanasiadou², S. Axani¹⁵, X. Bai¹⁶, A. Balagopal V.¹⁴, S. W. Barwick¹⁷, V. Basu¹⁴, S. Baur⁴, R. Bay¹⁸, J. J. Beatty^{19,20}, K.-H. Becker²¹, J. Becker Tjus²², J. Beise²³, C. Bellenghi²⁴, S. Benda¹⁴, S. BenZvi²⁵, D. Berley²⁶, E. Bernardini^{2,64}, D. Z. Besson²⁷, G. Binder^{18,28}, D. Bindig²¹, E. Blaufuss²⁶, S. Blot², M. Boddenberg²⁹, F. Bontempo⁸, J. Y. Book¹³, J. Borowka²⁹, S. Böser³⁰, O. Botner²³, J. Böttcher²⁹, E. Bourbeau⁵, F. Bradascio², J. Braun¹⁴, B. Brinson³¹, S. Bron³², J. Brostean-Kaiser², R. T. Burley³³, R. S. Busse³⁴, M. A. Campana³⁵, E. G. Carnie-Bronca³³, C. Chen³¹, Z. Chen³⁶, D. Chirkin¹⁴, K. Choi³⁷, B. A. Clark³⁸, K. Clark³⁹, L. Classen³⁴, A. Coleman⁹, G. H. Collin¹⁵, A. Connolly^{19,20}, J. M. Conrad¹⁵, P. Coppin⁴⁰, P. Correa⁴⁰, D. F. Cowen^{11,41}, R. Cross²⁵, C. Dappen²⁹, P. Dave³¹, C. De Clercq⁴⁰, J. J. DeLaunay⁴², D. Delgado López¹³, H. Dembinski⁹, K. Deoskar⁶, A. Desai¹⁴, P. Desiati¹⁴, K. D. de Vries⁴⁰, G. de Wasseige⁴³, T. DeYoung³⁸, A. Diaz¹⁵, J. C. Díaz-Vélez¹⁴, M. Dittmer³⁴, H. Dujmovic¹⁴, M. A. DuVernois¹⁴, T. Ehrhardt³⁰, P. Eller²⁴, R. Engel^{8,44}, H. Erpenbeck²⁹, J. Evans²⁶, P. A. Evenson⁹, K. L. Fan²⁶, A. R. Fazely⁴⁵, A. Fedynitch⁴⁶, N. Feigl⁴⁷, S. Fiedlschuster¹², A. T. Fienberg¹¹, C. Finley⁶, L. Fischer², D. Fox⁴¹, A. Franckowiak^{2,22}, E. Friedman²⁶, A. Fritz³⁰, P. Fürst²⁹, T. K. Gaissler⁹, J. Gallagher⁴⁸, E. Ganster²⁹, A. Garcia¹³, S. Garrappa², L. Gerhardt²⁸, A. Ghadimi⁴², C. Glaser²³, T. Glauch²⁴, T. Glüsenkamp¹², N. Goehle⁴⁴, J. G. Gonzalez⁹, S. Goswami⁴², D. Grant³⁸, T. Grégoire¹¹, S. Griswold²⁵, C. Günther²⁹, P. Gutjahr⁷, C. Haack²⁴, A. Hallgren²³, R. Halliday³⁸, L. Halve²⁹, F. Halzen¹⁴, M. Ha Minh²⁴, K. Hanson¹⁴, J. Hardin¹⁴, A. A. Harnisch³⁸, A. Haungs⁸, K. Helbing²¹, F. Henningsen²⁴, E. C. Hettinger³⁸, S. Hickford²¹, J. Hignight⁴⁹, C. Hill⁵⁰, G. C. Hill³³, K. D. Hoffman²⁶, K. Hoshina^{14,65}, W. Hou⁸, M. Huber²⁴, T. Huber⁸, K. Hultqvist⁶, M. Hünnefeld⁷, R. Hussain¹⁴, K. Hymon⁷, S. In³⁷, N. Iovine⁴, A. Ishihara⁵⁰, M. Jansson⁶, G. S. Japaridze⁵¹, M. Jeong³⁷, M. Jin¹³, B. J. P. Jones⁵², D. Kang⁸, W. Kang³⁷, X. Kang³⁵, A. Kappes³⁴, D. Kappesser³⁰, L. Kardum⁷, T. Karg², M. Karl²⁴, A. Karle¹⁴, U. Katz¹², M. Kauer¹⁴, M. Kellermann²⁹, J. L. Kelley¹⁴, A. Kheirandish¹¹, K. Kin⁵⁰, J. Kiryluk³⁶, S. R. Klein^{18,28}, A. Kochocki³⁸, R. Koirala⁹, H. Kolanoski⁴⁷, T. Kontrimas²⁴, L. Köpke³⁰, C. Kopper³⁸, S. Kopper⁴², D. J. Koskinen⁵, P. Koundal⁸, M. Kovacevich³⁵, M. Kowalski^{2,47}, T. Kozynets⁵, E. Krupczak³⁸, E. Kun²², N. Kurahashi³⁵, N. Lad², C. Lagunas Gualda², M. J. Larson²⁶, F. Lauber²¹, J. P. Lazar^{13,14}, J. W. Lee³⁷, K. Leonard¹⁴, A. Leszczyńska⁹, Y. Li¹¹, M. Lincetto²², Q. R. Liu¹⁴, M. Liubarska⁴⁹, E. Lohfink³⁰, C. J. Lozano Mariscal³⁴, L. Lu¹⁴, F. Lucarelli³², A. Ludwig^{38,53}, W. Luszczak¹⁴, Y. Lyu^{18,28}, W. Y. Ma², J. Madsen¹⁴, K. B. M. Mahn³⁸, Y. Makino¹⁴, S. Mancina¹⁴, I. C. Mariş⁴, I. Martinez-Soler¹³, R. Maruyama⁵⁴, S. McCarthy¹⁴, T. McElroy⁴⁹, F. McNally⁵⁵, J. V. Mead⁵, K. Meagher¹⁴, S. Mehbali², A. Medina²⁰, M. Meier⁵⁰, S. Meighen-Berger²⁴, Y. Merckx⁴⁰, J. Micallef³⁸, D. Mockler⁴, T. Montaruli³², R. W. Moore⁴⁹, R. Morse¹⁴, M. Moulai¹⁵, T. Mukherjee⁸, R. Naab², R. Nagai⁵⁰, U. Naumann²¹, J. Necker², L. V. Nguyễn³⁸, H. Niederhausen³⁸, M. U. Nisa³⁸, S. C. Nowicki³⁸, A. Obertacke Pollmann²¹, M. Oehler⁸, B. Oeyen⁵⁶, A. Olivas²⁶, E. O'Sullivan²³, H. Pandya⁹, D. V. Pankova¹¹, N. Park³⁹, G. K. Parker⁵², E. N. Paudel⁹, L. Paul¹⁰, C. Pérez de los Heros²³, L. Peters²⁹, J. Peterson¹⁴, S. Philippen²⁹, S. Pieper²¹, A. Pizzuto¹⁴, M. Plum¹⁶, Y. Popovych³⁰, A. Porcelli⁵⁶, M. Prado Rodriguez¹⁴, B. Pries³⁸, G. T. Przybylski²⁸, C. Raab⁴, J. Rack-Helleis³⁰, A. Raissi³, M. Rameez⁵, K. Rawlins⁵⁷, I. C. Rea²⁴, Z. Rechav¹⁴, A. Rehman⁹, P. Reichherzer²², R. Reimann²⁹, G. Renzi⁴, E. Resconi²⁴, S. Reusch², W. Rhode⁷, M. Richman³⁵, B. Riedel¹⁴, E. J. Roberts³³, S. Robertson^{18,28}, G. Roellinghoff³⁷, M. Rongen³⁰, C. Rott^{37,58}, T. Ruhe⁷, D. Ryckbosch⁵⁶, D. Rysewyk Cantu³⁸, I. Safa^{13,14}, J. Saffer⁴⁴, D. Salazar-Gallegos³⁸, P. Sampathkumar⁸, S. E. Sanchez Herrera³⁸, A. Sandrocc⁷, M. Santander⁴², S. Sarkar⁴⁹, S. Sarkar⁵⁹, K. Satalecka², M. Schaufel²⁹, H. Schieler⁸, S. Schindler¹², T. Schmidt²⁶, A. Schneider¹⁴, J. Schneider¹², F. G. Schröder^{8,9}, L. Schumacher²⁴, G. Schwefer²⁹, S. Sclafani³⁵, D. Seckel⁹, S. Seunarine⁶⁰, A. Sharma²³, S. Shefali⁴⁴, N. Shimizu⁵⁰, M. Silva¹⁴, B. Skrzypek¹³, B. Smithers⁵², R. Snihur¹⁴, J. Soedingrekso⁷, A. Sogaard⁵, D. Soldin⁹, C. Spannfellner²⁴, G. M. Spiczak⁶⁰, C. Spiering², M. Stamatikos²⁰, T. Stanev⁹, R. Stein², J. Stettner²⁹, T. Stezelberger²⁸, T. Stürwald²¹, T. Stuttard⁵, G. W. Sullivan²⁶, I. Taboada³¹, S. Ter-Antonyan⁴⁵, J. Thwaites¹⁴, S. Tilav⁹, F. Tischbein²⁹, K. Tollefson³⁸, C. Tönnis⁶¹, S. Toscano⁴, D. Tosi¹⁴, A. Trettin², M. Tselengidou¹², C. F. Tung³¹, A. Turcati²⁴, R. Turcotte⁸, J. P. Twagirayezu³⁸, B. Ty¹⁴, M. A. Unland Elorrieta³⁴, N. Valtonen-Mattila²³, J. Vandenbroucke¹⁴, N. van Eijndhoven⁴⁰, D. Vannerom¹⁵, J. van Santen², J. Veitch-Michaelis¹⁴, S. Verpoest⁵⁶, C. Walck⁶, W. Wang¹⁴, T. B. Watson⁵², C. Weaver³⁸, P. Weigel¹⁵, A. Weindl⁸, J. Weldert³⁰, C. Wendt¹⁴, J. Werthebach⁷, M. Weyrauch⁸, N. Whitehorn^{38,53}, C. H. Wiebusch²⁹, N. Willey³⁸, D. R. Williams⁴², M. Wolf¹⁴, G. Wrede¹², J. Wulff²², X. W. Xu⁴⁵, J. P. Yanez⁴⁹, E. Yildizci¹⁴, S. Yoshida⁵⁰, S. Yu³⁸, T. Yuan¹⁴, Z. Zhang³⁶, P. Zhelnin¹³

IceCube Collaboration,
and

Adam Goldstein⁶² , and Joshua Wood⁶³

for the Fermi Gamma-ray Burst Monitor

¹ Department of Physics, Loyola University Chicago, Chicago, IL 60660, USA² DESY, D-15738 Zeuthen, Germany³ Dept. of Physics and Astronomy, University of Canterbury, Private Bag 4800, Christchurch, New Zealand⁴ Université Libre de Bruxelles, Science Faculty CP230, B-1050 Brussels, Belgium⁵ Niels Bohr Institute, University of Copenhagen, DK-2100 Copenhagen, Denmark⁶ Oskar Klein Centre and Dept. of Physics, Stockholm University, SE-10691 Stockholm, Sweden⁷ Dept. of Physics, TU Dortmund University, D-44221 Dortmund, Germany⁸ Karlsruhe Institute of Technology, Institute for Astroparticle Physics, D-76021 Karlsruhe, Germany⁹ Bartol Research Institute and Dept. of Physics and Astronomy, University of Delaware, Newark, DE 19716, USA¹⁰ Department of Physics, Marquette University, Milwaukee, WI, 53201, USA¹¹ Dept. of Physics, Pennsylvania State University, University Park, PA 16802, USA¹² Erlangen Centre for Astroparticle Physics, Friedrich-Alexander-Universität Erlangen-Nürnberg, D-91058 Erlangen, Germany¹³ Department of Physics and Laboratory for Particle Physics and Cosmology, Harvard University, Cambridge, MA 02138, USA; analysis@icecube.wisc.edu¹⁴ Dept. of Physics and Wisconsin IceCube Particle Astrophysics Center, University of Wisconsin–Madison, Madison, WI 53706, USA¹⁵ Dept. of Physics, Massachusetts Institute of Technology, Cambridge, MA 02139, USA¹⁶ Physics Department, South Dakota School of Mines and Technology, Rapid City, SD 57701, USA¹⁷ Dept. of Physics and Astronomy, University of California, Irvine, CA 92697, USA¹⁸ Dept. of Physics, University of California, Berkeley, CA 94720, USA¹⁹ Dept. of Astronomy, Ohio State University, Columbus, OH 43210, USA²⁰ Dept. of Physics and Center for Cosmology and Astro-Particle Physics, Ohio State University, Columbus, OH 43210, USA²¹ Dept. of Physics, University of Wuppertal, D-42119 Wuppertal, Germany²² Fakultät für Physik & Astronomie, Ruhr-Universität Bochum, D-44780 Bochum, Germany²³ Dept. of Physics and Astronomy, Uppsala University, Box 516, SE-75120 Uppsala, Sweden²⁴ Physik-department, Technische Universität München, D-85748 Garching, Germany²⁵ Dept. of Physics and Astronomy, University of Rochester, Rochester, NY 14627, USA²⁶ Dept. of Physics, University of Maryland, College Park, MD 20742, USA²⁷ Dept. of Physics and Astronomy, University of Kansas, Lawrence, KS 66045, USA²⁸ Lawrence Berkeley National Laboratory, Berkeley, CA 94720, USA²⁹ III. Physikalisches Institut, RWTH Aachen University, D-52056 Aachen, Germany³⁰ Institute of Physics, University of Mainz, Staudinger Weg 7, D-55099 Mainz, Germany³¹ School of Physics and Center for Relativistic Astrophysics, Georgia Institute of Technology, Atlanta, GA 30332, USA³² Département de physique nucléaire et corpusculaire, Université de Genève, CH-1211 Genève, Switzerland³³ Department of Physics, University of Adelaide, Adelaide, 5005, Australia³⁴ Institut für Kernphysik, Westfälische Wilhelms-Universität Münster, D-48149 Münster, Germany³⁵ Dept. of Physics, Drexel University, 3141 Chestnut Street, Philadelphia, PA 19104, USA³⁶ Dept. of Physics and Astronomy, Stony Brook University, Stony Brook, NY 11794-3800, USA³⁷ Dept. of Physics, Sungkyunkwan University, Suwon 16419, Republic of Korea³⁸ Dept. of Physics and Astronomy, Michigan State University, East Lansing, MI 48824, USA³⁹ Dept. of Physics, Engineering Physics, and Astronomy, Queen's University, Kingston, ON K7L 3N6, Canada⁴⁰ Vrije Universiteit Brussel (VUB), Dienst ELEM, B-1050 Brussels, Belgium⁴¹ Dept. of Astronomy and Astrophysics, Pennsylvania State University, University Park, PA 16802, USA⁴² Dept. of Physics and Astronomy, University of Alabama, Tuscaloosa, AL 35487, USA⁴³ Centre for Cosmology, Particle Physics and Phenomenology—CP3, Université catholique de Louvain, Louvain-la-Neuve, Belgium⁴⁴ Karlsruhe Institute of Technology, Institute of Experimental Particle Physics, D-76021 Karlsruhe, Germany⁴⁵ Dept. of Physics, Southern University, Baton Rouge, LA 70813, USA⁴⁶ Institute of Physics, Academia Sinica, Taipei, 11529, Taiwan⁴⁷ Institut für Physik, Humboldt-Universität zu Berlin, D-12489 Berlin, Germany⁴⁸ Dept. of Astronomy, University of Wisconsin–Madison, Madison, WI 53706, USA⁴⁹ Dept. of Physics, University of Alberta, Edmonton, Alberta, T6G 2E1, Canada⁵⁰ Dept. of Physics and The International Center for Hadron Astrophysics, Chiba University, Chiba 263-8522, Japan⁵¹ CTSPS, Clark-Atlanta University, Atlanta, GA 30314, USA⁵² Dept. of Physics, University of Texas at Arlington, 502 Yates St., Science Hall Rm 108, Box 19059, Arlington, TX 76019, USA⁵³ Department of Physics and Astronomy, UCLA, Los Angeles, CA 90095, USA⁵⁴ Dept. of Physics, Yale University, New Haven, CT 06520, USA⁵⁵ Department of Physics, Mercer University, Macon, GA 31207-0001, USA⁵⁶ Dept. of Physics and Astronomy, University of Gent, B-9000 Gent, Belgium⁵⁷ Dept. of Physics and Astronomy, University of Alaska Anchorage, 3211 Providence Dr., Anchorage, AK 99508, USA⁵⁸ Department of Physics and Astronomy, University of Utah, Salt Lake City, UT 84112, USA⁵⁹ Dept. of Physics, University of Oxford, Parks Road, Oxford OX1 3PU, UK⁶⁰ Dept. of Physics, University of Wisconsin, River Falls, WI 54022, USA⁶¹ Institute of Basic Science, Sungkyunkwan University, Suwon 16419, Republic of Korea⁶² Science and Technology Institute, Universities Space Research Association, 320 Sparkman Drive, Huntsville, AL 35805, USA⁶³ NASA Marshall Space Flight Center, Huntsville, AL 35812, USA*Received 2022 June 30; revised 2022 August 29; accepted 2022 August 29; published 2022 November 14*⁶⁴ Also at Università di Padova, I-35131 Padova, Italy.⁶⁵ Also at Earthquake Research Institute, University of Tokyo, Bunkyo, Tokyo 113-0032, Japan.

Abstract

Gamma-ray bursts (GRBs) are considered as promising sources of ultra-high-energy cosmic rays (UHECRs) due to their large power output. Observing a neutrino flux from GRBs would offer evidence that GRBs are hadronic accelerators of UHECRs. Previous IceCube analyses, which primarily focused on neutrinos arriving in temporal coincidence with the prompt gamma-rays, found no significant neutrino excess. The four analyses presented in this paper extend the region of interest to 14 days before and after the prompt phase, including generic extended time windows and targeted precursor searches. GRBs were selected between 2011 May and 2018 October to align with the data set of candidate muon-neutrino events observed by IceCube. No evidence of correlation between neutrino events and GRBs was found in these analyses. Limits are set to constrain the contribution of the cosmic GRB population to the diffuse astrophysical neutrino flux observed by IceCube. Prompt neutrino emission from GRBs is limited to $\lesssim 1\%$ of the observed diffuse neutrino flux, and emission on timescales up to 10^4 s is constrained to 24% of the total diffuse flux.

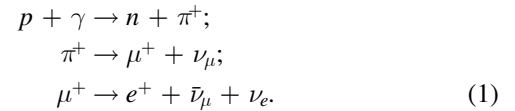
Unified Astronomy Thesaurus concepts: [Neutrino astronomy \(1100\)](#); [Gamma-ray bursts \(629\)](#)

1. Introduction

Gamma-ray bursts (GRBs) are short bursts of gamma radiation and are among the most energetic events in the universe (Zhang & Mészáros 2004; Mészáros 2006). The primary burst of gamma-rays, called the prompt emission, lasts for about 10^{-3} – 10^3 s. GRBs are broadly classified into two categories based on the duration of their prompt emission: short GRBs (for bursts shorter than 2 s) and long GRBs (for bursts longer than 2 s) (Mazets et al. 1981; Norris et al. 1984; Kouveliotou et al. 1993). Any particle emission observed prior to and after the prompt emission is referred to as precursor and afterglow emission, respectively. Short GRBs are generally observed to have a harder energy spectrum than long GRBs (Zhang et al. 2012). Although their exact emission mechanism is not well understood, the predominant model for GRB phenomenology includes the emission of a relativistic fireball triggered by the interaction of accreting matter onto a compact central object (Mészáros 2006; Kumar & Zhang 2015). The recent observation of gravitational wave emission from a binary neutron star merger, GW170817, in coincidence with the short GRB 170817A (Abbott et al. 2017), confirmed that short GRBs can be produced by mergers of compact objects. Long GRBs have been previously linked to the core collapse of supermassive stars by the observation of coincident supernovae (MacFadyen & Woosley 1999; Hjorth & Bloom 2012).

Central engines of GRBs drive a highly relativistic jet beamed into a narrow opening angle (Rhoads 1997; Zhang & Mészáros 2004). The jet fireball is hypothesized to be a plasma arising from a quasi-thermal equilibrium between radiation and e^-e^+ pairs. Multiple shells of plasma can be emitted, which propagate outward from the central engine into the interstellar region with a varying Lorentz factor (Goodman 1986; Paczynski 1986). When two shells collide, a shock wave will develop that can accelerate charged particles to higher energies via first-order Fermi acceleration (Krymskii 1977; Bell 1978). At a later stage, the relativistic outflow from the fireball will interact with the interstellar medium, leading to external shocks (Mészáros 2006). In some models, protons and ions are accelerated at the sites of internal and external shocks to energies in excess of 10^{20} eV leading to emission of ultra-high-energy cosmic rays (UHECRs) (Vietri 1995; Waxman 1995; Murase & Nagataki 2006). UHECRs observed in coincidence with GRBs would offer direct evidence of this hadronic acceleration. However, cosmic rays get deflected by the intergalactic magnetic fields as they propagate through space. Thus they neither point back to their sources, nor reach us at the same time as the GRB gamma-rays. Fortunately, neutrinos

offer an alternative approach to identify the progenitors of cosmic rays. Fermi-accelerated protons and ions can interact with the gamma-rays produced in the fireball and lead to the photomeson production of pions, which can create an accompanying burst of neutrinos (Waxman & Bahcall 1997; Globus et al. 2015; Boncioli et al. 2019; Heinze et al. 2020). These interactions can take place through the following channels:



Assuming sufficient pion production, GRBs can collectively produce a diffuse neutrino flux observable at Earth above 0.1–1 PeV (Waxman & Bahcall 1997; Gandhi et al. 1998; Winter et al. 2014; Baerwald et al. 2015; Bustamante et al. 2015; Biehl et al. 2018). Neutrinos effectively only interact through the weak force, propagating through the universe without deflection and thus point back to their sources. Detecting high-energy neutrinos correlated with GRBs would establish them as cosmic-ray acceleration sites.

The IceCube Neutrino Observatory is currently the most sensitive instrument for the detection of astrophysical neutrinos (Ahlers et al. 2018). In 2013 the IceCube Collaboration first reported the discovery of an astrophysical neutrino flux (Aartsen et al. 2013). This was later corroborated by the discovery of a hard spectrum of muon events in the Northern Hemisphere (Aartsen et al. 2016a). While candidate neutrino sources have been identified by IceCube (Aartsen et al. 2018) and others (Stein et al. 2021), the origin of the diffuse astrophysical flux is not fully understood and may have several classes of progenitors. Because searches for neutrinos in coincidence with brief, transient phenomena are nearly background free, IceCube has pursued several different types of analyses designed to search for neutrino correlations with the prompt phase of GRB observations (Abbasi et al. 2012; Aartsen et al. 2015, 2016b, 2017a), but found no associations. These results are consistent with non-detections in analyses performed by AMANDA (Achterberg et al. 2007, 2008) and ANTARES (Albert et al. 2017a, 2021a, 2021b). The most recent IceCube results (Aartsen et al. 2017a; Abbasi et al. 2021a) have put constraints on the single-zone fireball models of GRB neutrino and UHECR production during the prompt phase. IceCube has also performed dedicated searches for neutrinos coincident with gravitational wave candidates, such as GW170817, detected by LIGO and Virgo (Adrián-Martínez et al. 2016; Albert et al. 2017b, 2017c, 2019; Aartsen et al. 2020). To date, no correlation has been found

on 10^3 s timescales, but additional studies are ongoing (Keivani et al. 2021).

Recent observations by imaging air Cherenkov telescopes (IACTs) have shown that TeV particles can be produced during the afterglow phase, up to several days after the prompt emission (Abdalla et al. 2019, 2021; Acciari et al. 2019). Additionally, it has been shown that $\sim 10\%$ of GRBs have an observed gamma-ray precursor that precedes the main burst by a few tens of seconds, but in extreme cases, up to 10 minutes (e.g., Burlon et al. 2009; Charisi et al. 2015; Coppin et al. 2020). The complementary studies presented in this paper extend the search for neutrino correlations to precursor time windows (TWs), as well as extended precursor and afterglow TWs of up to -14 to $+14$ days around GRB gamma-ray triggers. The low background rates allow for highly sensitive searches on the scale of days to weeks. All the analyses use 7.16 yr of IceCube muon neutrino candidate events. Section 2 describes the IceCube detector and the event selection for the neutrino data set used in the four analyses. In Section 3, we describe the catalog of GRBs that was used in our analyses, as well as the different selection cuts on the GRB sample that were considered for the respective analyses. In Section 4, we describe the methods used for evaluating the statistical significance of results, and in Section 5 we describe the analysis approach and results for each study. Our limits and interpretation on neutrino emissions from cosmic GRB populations are presented in Section 6. Section 7 then provides the concluding remarks and outlook.

2. Detector and Event Selection

The IceCube Neutrino Observatory is a cubic-kilometer-scale Cherenkov detector buried deep in the South Pole ice. IceCube consists of 5160 digital optical modules (DOMs) arranged in an array of 86 strings deployed 1450 to 2450 m below the ice surface (Aartsen et al. 2017b). The strings are arranged in a hexagonal grid with 125 m spacing between adjacent strings and with each string containing 60 DOMs, spaced 17 m apart along the string. Each DOM houses a downward-facing photomultiplier tube inside a spherical transparent glass capsule. The DOMs are designed to be sensitive to the Cherenkov radiation produced by the secondary particles that result from interactions of neutrinos with the ice. Cherenkov radiation is produced when a charged particle travels faster than the speed of light in a dielectric medium, resulting in conical emission of photons along the path of the charged particle. DOMs record the waveforms of Cherenkov photons, from which the number of photoelectrons and their arrival time can be extracted (Aartsen et al. 2017b). This information is combined from all DOMs to reconstruct the Cherenkov light cones and infer the energy and direction of the particles that produced them.

IceCube is sensitive to all three flavors of (anti-)neutrinos; however, the data set used in these analyses is optimized to select charged-current interactions from muon (anti-)neutrinos, as they offer the best pointing resolution. These interactions result in the production of a muon that will propagate through the detector in a straight line, depositing light along its track. The typical angular resolution for these tracks is $\lesssim 1^\circ$ for muons with energies $\gtrsim 1$ TeV.

The sample used for this paper is the IceCube gamma-ray follow-up (GFU) data consisting of well-reconstructed muon tracks collected from 2011 May 13 through 2018 October 14

(Aartsen et al. 2017c). The vast majority of events that trigger the IceCube detector are not astrophysical neutrinos, but muons produced in cosmic-ray air showers. In the Southern Hemisphere, atmospheric muons are the dominant background and are observed at a rate of 2.7 kHz (Aartsen et al. 2017b). Since only neutrinos can propagate through the Earth without being absorbed, this background vanishes in the Northern Hemisphere, where atmospheric neutrinos dominate the background. A selection with different data quality cuts for the Northern and Southern Hemisphere is therefore used, which reduces these backgrounds to 6.6 mHz integrated over the full sky (Aartsen et al. 2017c). A detailed account of this event selection is given in Aartsen et al. (2017c).

3. GRB Catalog

Space-based gamma-ray observatories, such as Swift and Fermi, as well as a variety of ground-based observatories, continuously monitor the sky for high-energy gamma-ray activity (Gehrels et al. 2004; Meegan et al. 2009). These observatories provide hundreds of GRB measurements per year, which we used to construct a GRB catalog to enable our coincidence study. GRBweb (Coppin 2021) is an IceCube project designed to combine the observational data from all major GRB observatories into a single database. Input data to GRBweb primarily originates from online GRB catalogs, such as those by Fermi (Fermi-LAT collaboration 2019; von Kienlin et al. 2020), Swift (Lien et al. 2016), and IPN (Hurley et al. 2013), and from the automated parsing of Gamma-ray Coordination Network (GCN) circulars (Barthelmy 1998). An all-inclusive GRB catalog is thus constructed. Internally, GRBweb makes use of a set of automated Python scripts that process and save the data into an SQL database. GRBweb currently contains over 7500 GRBs and is updated on a weekly basis.

GRBweb uses a set of predefined conditions⁶⁶ to determine which data will be used if the burst was observed by multiple detectors. For instance, the burst direction is set equal to the localization with the smallest angular uncertainty. Burst times, T_0 , correspond to the earliest time at which gamma-ray activity was reported. For the GRB duration, two variables are considered: the conventional T_{90} and a new, composite variable called the T_{100} . The T_{100} is defined as the time difference between the last and earliest reported time of gamma-ray activity.

Each analysis selected a subset of GRBs between 2011 and 2018. The selection was motivated by the effect of localization uncertainties on the sensitivity of the analysis, as well as requirements on timing or precursor information. The differences between the analyses is summarized in Table 1 and explored in detail in Section 5. As the data set ends in 2018 October, the only IACT-detected burst in our sample is GRB 180720B (Abdalla et al. 2019), which is discussed in Section 6.

4. Statistical Method

Each of the analyses makes use of an unbinned likelihood ratio method to quantify the potential correlation between GRB observations and IceCube events, using a blind analysis technique. In this section, we present details on the likelihood ratio method used to determine the p -value of individual GRBs, as

⁶⁶ For a detailed description of all variables and selection criteria, see https://icecube.wisc.edu/~grbweb_public/Variables.html.

Table 1
Maximum Uncertainty on Localization, Number of GRBs Used in Each Analysis, and Number of GRBs Localized Only by Fermi-GBM

Analysis	Max Localization Uncertainty	# GRBs	# Localized Only by GBM
Extended TW	no max	2091	1236
Precursor/ Afterglow	0.2	733	0
GBM Precursor	no max	133	100
Stacked Precursor	1.5	872	0

well as the binomial test used to assess the group of p -values from all GRBs.

4.1. Likelihood Ratio and Test Statistic

An unbinned likelihood ratio method (Achterberg et al. 2006; Braun et al. 2008; Aartsen et al. 2017a) is combined with frequentist statistics to assign a probability that a subset of neutrino candidate events is consistent with background. For a sample of N candidate neutrino events with characteristics x_i , the likelihood can be written as

$$\mathcal{L}(n_s|n_b, x_i) = P_N \prod_{i=1}^N [p_s S(x_i) + p_b B(x_i)], \quad (2)$$

where $p_s = n_s/(n_s + n_b)$, $p_b = n_b/(n_s + n_b)$, and P_N is the Poisson probability to observe N events, assuming n_s signal events and n_b expected background events,

$$P_N = \frac{(n_s + n_b)^N}{N!} e^{-(n_s + n_b)}. \quad (3)$$

S and B denote the probability distribution functions (PDFs) describing the spatial and energy distribution of signal events and background events, respectively. For the signal energy PDF, an $E^{-\gamma}$ power-law spectrum is assumed. The use of an energy spectrum is to improve the sensitivity to identify GRB neutrinos from the background, without assuming a specific model of GRB neutrino emission. In some of the analyses, the energy spectrum of the search is allowed to float for each GRB; in other analyses it is fixed to a generic E^{-2} spectrum based on first-order Fermi acceleration. The signal space PDF, shown in Equation (4), uses a 2D Gaussian to test the compatibility of the neutrino candidate's reconstructed position, \mathbf{x}_ν , with the source position, \mathbf{x}_{GRB} ,

$$S_{\text{sp}}(\mathbf{x}_\nu, \sigma|\mathbf{x}_{\text{GRB}}) = \frac{1}{2\pi\sigma^2} \exp\left(-\frac{|\mathbf{x}_\nu - \mathbf{x}_{\text{GRB}}|^2}{2\sigma^2}\right), \quad (4)$$

where σ^2 is the quadratic sum of the uncertainty on the reconstructed neutrino and GRB direction. Since the contribution of signal events to the total data set is expected to be extremely small, the data can be used to construct the background PDFs. In particular, the background energy PDF is assumed to follow the energy distribution of data. Due to the detector geometry, the approximation of azimuthal symmetry can be used to describe the background space PDF solely as a function of zenith. Any neutrino emission that occurs within a given analyzed TW is fitted as constant emission during the

TW. The specific TWs used in each analysis are described in Section 5.

The likelihood Equation (2) is evaluated for different values of n_s using the PDFs described above, with \hat{n}_s designating the value of n_s that maximizes the likelihood. A likelihood ratio with respect to the null hypothesis $L(n_s = 0)$ is then used to obtain the following test statistic (TS):

$$\text{TS} = 2 \cdot \ln \left[\frac{L(\hat{n}_s)}{L(n_s = 0)} \right] = -2\hat{n}_s + 2 \sum_{i=1}^N \ln \left[\frac{\hat{n}_s S(x_i)}{n_b B(x_i)} + 1 \right]. \quad (5)$$

High-energy events in temporal and close spatial coincidence with a GRB will result in a large TS value. The p -value of an observation is determined by comparing the observed test statistic to a test statistic distribution created from scrambled data (see Section 4.4).

Two of the four analyses use localizations provided by Fermi-GBM for some GRBs and therefore have an additional step to determine the TS. Starting in early 2018, the Fermi-GBM collaboration began releasing a HEALPix skymap (Górski et al. 2005) with the localization probability as a function of sky position for each GRB localized by GBM (Goldstein et al. 2020). Maps prior to 2018 were processed in a similar way using the GBM Data Tools, but the metadata in the files have not been fully qualified and the files have not yet been uploaded to the final HEASARC archive, therefore we use the preliminary files from Goldstein & Wood (2022). These maps contain a per-pixel probability that a given GRB originates from that direction. An all-sky scan of neutrino data is performed, in which $\text{TS}_{\text{original}}$ (equal to TS from Equation (5)) is calculated at every pixel of the skymap and then penalized by the probability, P_{GBM} , of that pixel:

$$\text{TS}_{\text{final}} = \text{TS}_{\text{original}} + 2 \times [\ln(P_{\text{GBM}}) - \ln(P_{\text{GBM,max}})], \quad (6)$$

where $P_{\text{GBM,max}}$ is the maximum probability on the entire skymap. The position of the GRB on the sky and the number of signal events are thus both fitted to find the combination which maximizes TS_{final} .

4.2. Stacked Likelihood Analysis

Equation (2), which describes the likelihood for a single well-localized GRB, can be easily modified to describe the likelihood of N_{GRB} well-localized GRBs. When considering multiple sources, n_s corresponds to the total number of signal events summed over all GRBs. Each GRB is assumed to have the same time-integrated neutrino flux at Earth. The expected number of neutrinos from each GRB will therefore be proportional to the effective area at the decl. of the burst, $\mathcal{A}_{\text{eff}}(\delta)$, which is calculated assuming an E^{-2} neutrino energy spectrum. The signal PDF is then replaced by the sum of the N_{GRB} signal PDFs, weighted by their relative contribution to the number of signal events:

$$S = \frac{\sum_{j=1}^{N_{\text{GRB}}} \mathcal{A}_{\text{eff}}(\delta_j) \cdot S_j}{\sum_{j=1}^{N_{\text{GRB}}} \mathcal{A}_{\text{eff}}(\delta_j)}, \quad (7)$$

where S_j and δ_j are the signal PDF and decl. of the j th burst, respectively. This method, known as a stacked likelihood analysis, provides a single measure of the total neutrino emission from a set of GRBs.

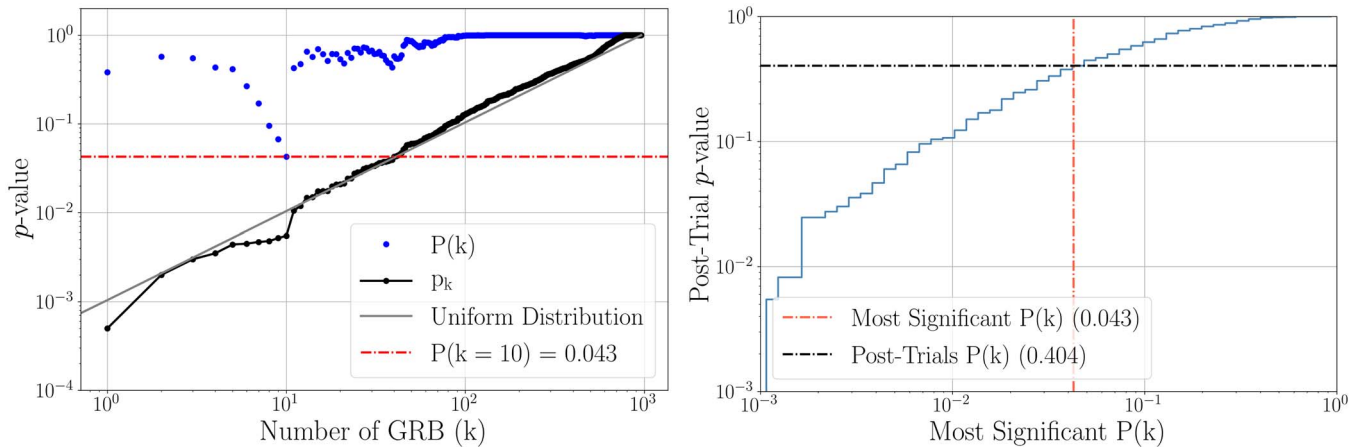


Figure 1. Left: example of the binomial test based on simulation. The black dots show the ordered list of p_k values constructed from the pre-trial p -values p_{pre} of every analyzed gamma-ray burst (GRB). Each blue dot shows the corresponding binomial p -value $P(k)$ defined in Equation (8). In this example, $k = 10$ (i.e., the 10 GRBs with the smallest p_{pre} values) was found to be most significant subset, with $P(k) = 0.043$ (red line). Note that the accumulation of $p = 1$ at large k is typical for low-background searches (GRBs with $\hat{n}_s = 0$ are assigned $p = 1$). Right: trial-correction process, with the most significant $P(k)$ from the left plot corresponding to a post-trial p -value of 0.4. The cumulative distribution in this plot is created by performing the analysis on scrambled data sets.

4.3. Cumulative Binomial Test

When not performing a stacked search, analyzing a selection of N GRBs will result in a p -value for each individual burst. A trial-correction method is thus needed to determine if one or more of the obtained p -values provides a statistically significant result. Arranging the p -values from smallest to largest, their values are denoted as p_1, p_2, \dots, p_N . Under the null hypothesis of no neutrino emission, the correlations of neutrino events with GRBs will only occur randomly, and these N p -values are expected to follow a uniform distribution between 0 and 1. The probability that k or more p -values are smaller than or equal to p_k is thus given by the binomial probability:

$$P(k) \equiv P(n \geq k | N, p_k) = \sum_{m=k}^N \frac{N!}{(N-m)!m!} p_k^m (1-p_k)^{N-m}. \quad (8)$$

Evaluating Equation (8) over all potential values of k , the smallest $P(k)$ is selected. An empirical trial-correction factor is then applied to account for the fact that N potential p -values were scanned. This trial correction is found by determining the fraction of background-only realizations that produce a more significant result. A visualization of this trial-correction procedure is shown in Figure 1. This procedure also ensures that the rare overlap of a single neutrino contributing to two analyzed GRBs (thus creating a correlation between two p -values) is also accounted for in the final post-trial p -value. On the other hand, given that the successive probabilities $P(k)$ are strongly correlated with one another, the overall trial-correction factor is modest in the end.

4.4. Sensitivity and Upper Limits

To test the neutrino flux to which the analyses are sensitive, simulated muon-neutrino and muon-anti-neutrino events based on full detector Monte Carlo (MC) can be injected into the data sample. The energy spectrum of the MC-generated neutrinos can be fixed to E^{-2} or other spectra as desired. To describe the background, we use data with event times that are randomly selected from a uniform distribution over the live-time of the data set while accounting for the detector downtime. Keeping the event coordinates fixed in the detector frame, scrambling background event times correspondingly

randomizes the R.A. Such a pseudo-data set is called *scrambled data*. Signal can then be “injected” by adding the signal-like events to it. In each realization of scrambled data plus signal, the number of injected MC events is drawn from a Poisson distribution with a fixed mean μ . By varying the value of μ , the threshold can be determined at which 90% of all realizations result in a TS value that is larger than the median of the background TS distribution of the analysis. We define this threshold, and the neutrino flux to which it corresponds, as the sensitivity of the analysis. Once the analysis has been performed, upper limits can be calculated in a similar way, by comparing to the observed TS in data rather than the median TS of the background-only realizations.

5. Analysis

IceCube has previously reported limits on neutrino production during the prompt phase of GRB observations and found no association, yielding limits that have constrained several leading models of GRBs (Aartsen et al. 2017a). However, recent observations of gamma-ray emission outside of the prompt phase motivate a more comprehensive search. The four analyses described below allow for the possibility of neutrino emission outside of the prompt phase. As with previous GRB searches, all analyses are primarily based on the spatial and temporal correlation between neutrino events and GRB observations, while they differ in their specific assumptions about the neutrino emission. The first two analyses are the most general, with the “Extended TW” analysis opening the observation window to up to one day prior and two weeks following the prompt emission. The “Precursor/Afterglow” analysis focuses on a smaller sample of well-localized GRBs in our catalog, while treating precursor emission separately from emission during and after the prompt phase. The final two analyses focus specifically on the precursor phase, with the “GBM Precursor” analysis examining GRBs for which Fermi-GBM detected gamma-ray emission prior to the prompt phase, while the “Stacked Precursor” analysis examines well-localized bursts for which no precursor emission was observed. Together, these analyses provide both a comprehensive and a model-independent approach to the search for neutrino production in GRBs. Each analysis and its results are described in

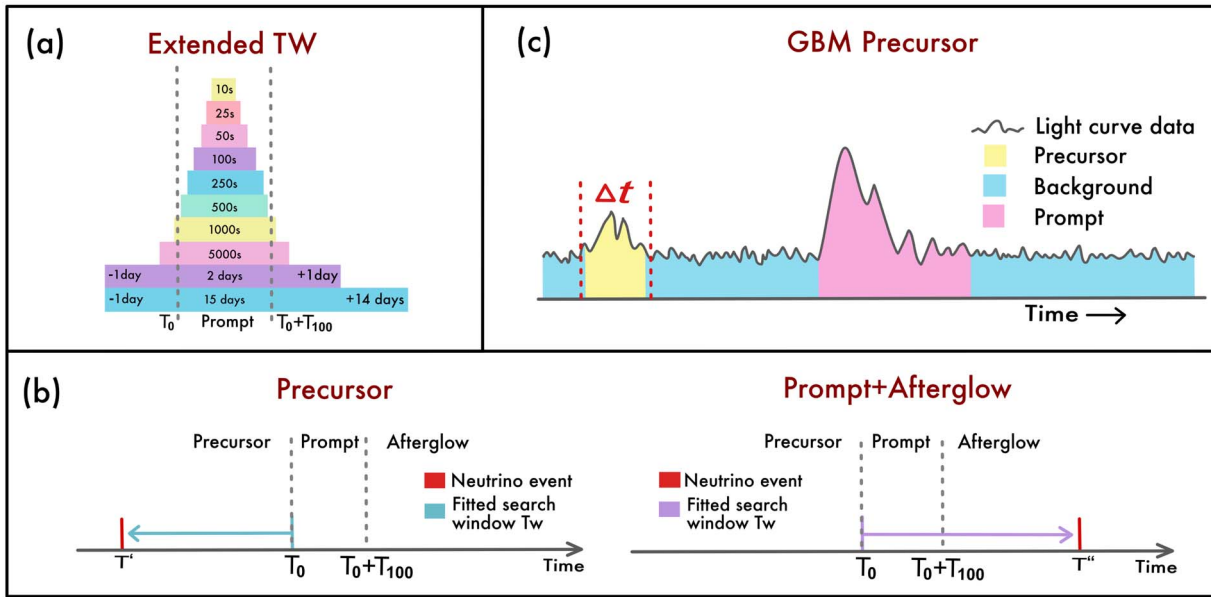


Figure 2. (a) Time windows (TWs) used in the “Extended TW” analysis. These 10 TWs are evaluated for all GRBs, regardless of their duration. The first nine TWs are centered on the T_{100} , while the longest TW is asymmetric around the T_{100} . The T_{100} of a given GRB is the duration between the earliest and latest measured time of gamma-ray activity. The shortest TW that completely contains the T_{100} is used to determine the prompt limit. In the example shown above, the prompt TW is 10^3 s. (b) Schematic representation of how the best-fit TWs are obtained for the precursor (left) and the prompt+afterglow searches (right) in the “Precursor/Afterglow” analysis. (c) Illustration of a gamma-ray light curve in which the GRB prompt phase is preceded by a precursor. The time range of the precursor, extended by 2 s on either side, is used to search for coincident neutrinos in the “GBM Precursor” analysis.

more detail below. Limits and interpretation of the results are then presented in Section 6.

5.1. Extended TW

This analysis searches for neutrinos in a range of TWs and uses the largest GRB catalog of the four analyses. All GRBs with known duration were included, given they were observed during the detector livetime. 163 GRBs do not have a reported T_{100} in GRBweb at the time of writing, and so these were excluded from the selection. The final number of GRBs in this analysis is 2091.

The p -values are calculated for these 2091 GRBs in 10 predetermined TWs and with a fixed E^{-2} neutrino energy spectrum in the signal hypothesis. The first nine TWs range from 10 s to 2 days, centered on the T_{100} of the GRB, and the final TW is asymmetric with a 1 day precursor and 14 day afterglow TW (see Figure 2(a)). The shortest predefined TW that fully envelopes the T_{100} interval will be used to describe the prompt emission. The seven shortest TWs range up to 10^3 s, which includes most GRB prompt phases. The 10 s TW is sufficiently small to study the short GRBs, because the neutrino background is effectively zero at this timescale. For the longer TWs the background becomes non-negligible, which is what motivates the decision to search up to around two weeks but not longer. For a well-localized GRB ($\sigma \lesssim 1^\circ$), the 15 day TW has an expected background on the order of one neutrino candidate event. For poorly localized GRBs this longer window is less sensitive, which is why the emphasis was placed on the afterglow region where higher-energy neutrinos are predicted (Asano & Murase 2015). The TS in each TW is calculated using Equation (6). From those 10 p -values, the most significant one is selected to represent the GRB.

Since each GRB is studied in 10 TWs, a correction is required to compensate for the look-elsewhere effect. Because

the TWs are correlated, an effective trial correction is used. For every given GRB, the smallest p -value of the 10 TWs is selected. Background scrambles are then used to determine the probability of obtaining a value that is smaller than or equal to this result. Next, the p -values that have been corrected for searching 10 TWs are evaluated in a binomial test (Section 4.3) to search for evidence of a sub-set of GRBs with significant neutrino emission.

Four binomial tests are evaluated, where the total GRB sample has been divided into four sub-populations by duration and hemisphere. GRBs are separated into short and long classes according to whether the measured T_{90} is less than or greater than 2 s, respectively. This is intended to account for the different progenitor classes of merger events (Abbott et al. 2017) and core-collapse supernovae (Hjorth & Bloom 2012), albeit in a simplistic way since the two classes are known to overlap. This overlap explains why GRB 170817A falls into the long GRB class with a T_{90} of 2.048 s despite being a known short GRB from a binary neutron star merger. In this case, its misclassification does not notably affect the results as GRB 170817A would not have appeared in the top five short GRBs from the Southern Hemisphere (listed in Appendix A.2) even if it were included in that class. Future studies will explore grouping methods which account for the fact that GRB 170817A is a short GRB. The split by hemisphere allows for the increased sensitivity of the analysis to GRBs in the northern sky.

The final p -value for each binomial test is determined by comparing the result found for data with the results found for scrambled data sets. The final p -values are summarized in Table 2 and are consistent with background. The most significant GRB (pre-trial) from each sub-population is listed in Table 3. All GRBs with a p -value less than 1% are listed in Appendix A.2.

Table 2
Post-trial p -value of the Binomial Test for the “Extended TW” Study of 2091 GRBs

Northern Long (960)	Northern Short (183)	Southern Long (814)	Southern Short (134)
0.038	0.799	0.898	0.849

Note. The binomial test was run on four subsets of GRBs split by hemisphere and prompt gamma-ray duration. The number of GRBs in each sub-population is indicated in parentheses.

5.2. Precursor/Afterglow

In the “Precursor/Afterglow” analysis, the TW for the signal region is treated as a parameter which can be estimated from the data. The TW can be fitted from a minimum duration of 0.5 s up to a maximum of two weeks, long enough to cover a wide range of possible neutrino emission timescales. Only GRBs with a positional angular uncertainty of less than $0^\circ.2$ are considered in this analysis (thus they can be approximated as point sources), which keeps the background low within the full TW range. GRBs within the first 14 days and the last 14 days in the GFU data are further removed for this analysis. This results in a selection of 733 GRBs. This includes 53 GRBs that did not have a reported T_{100} in GRBweb and were not included in the Extended TW analysis. Two separate searches are performed for every GRB, denoted as the “precursor” search and “prompt+afterglow” search, each with fit parameters corresponding to the number of signal events (n_s), the spectral index (γ), and the width of the emission TW (T_w). The only difference between the two searches is how the TW T_w is defined with respect to the start of the prompt phase T_0 (see Figure 2(b)):

1. For precursor searches, the TW extends backwards from T_0 to the time ($T_0 - T_w$) before the start of the prompt phase.
2. For prompt+afterglow searches, the TW extends forwards from T_0 to the time ($T_0 + T_w$) after the start of the prompt phase.

For every GRB, the analysis returns the best-fit parameters for the respective search and the p -value. This results in two lists of 733 p -values, one list for each search. A binomial test (Section 4.3) is performed on each list to search for a subset of GRBs with significant neutrino emission. The final p -value after each binomial test is determined by comparing the result found for data with the results found for scrambled data sets. Figure 3 demonstrates different numbers of individual GRBs with 2σ , 3σ , and 4σ p -values that can typically result in a final post-trial p -value of 3σ significance.

The final post-trial p -values of the binomial tests are 0.495 for the precursor search and 0.486 for the prompt+afterglow search. The results are comparable with the median background expectation (i.e., p -value of 0.5). The results for the top 20 GRBs in each search are summarized in Appendix B.

5.3. GBM Precursor

The two analyses above searched for neutrino correlations with GRBs in an agnostic manner. It is possible to use additional gamma-ray observations to perform more sensitive

dedicated analyses. A previous study by Coppin et al. (2020) analyzed the light curves of all Fermi-GBM bursts up to 2020, leading to a sample of 217 GRBs that exhibit signs of gamma-ray precursors. Of those 217 bursts, there are 133 GRBs that overlap with the IceCube data set examined here. A dedicated search is performed to investigate potential neutrino production coincident with the emission phase of the observed gamma-ray precursors using these 133 GRBs. The TWs of the analysis are set to those of the identified gamma-ray precursors, extended by 2 s on either side to obtain a restrictive yet conservative range. Summed over all 133 GRBs, a total TW of 3.3×10^3 s is examined. The signal hypothesis in the likelihood uses a fixed E^{-2} neutrino energy spectrum. Out of 133 bursts, 100 GRBs were localized solely by Fermi-GBM. For those 100 bursts, a TS is defined following Equation (6). Otherwise, the TS is based on Equation (5).

Performing the analysis on all GRBs results in 133 individual p -values. To trial-correct the result, a procedure similar to that of the binomial correction is applied. However, instead of considering the k th most significant p -value, the product of the k most significant p -values is considered. Comparing this result to the distribution of the same statistic (product of the k -most significant p -values) found in scrambled data sets yields the final p -value for the analysis.

As this analysis only targets GRBs with observed gamma-ray precursors, it has the smallest background of all four analyses. The neutrino flux to which the analysis is sensitive (Section 4.4) corresponds to only 1.7 neutrino events on average. Considering events within a relative combined neutrino and GRB angular uncertainty of 5σ , no neutrino events were observed in temporal coincidence with any of the 133 precursors. A final p -value of 1 was thus obtained.

5.4. Stacked Precursor

One of the results by Coppin et al. (2020) was that almost all ($>95\%$) gamma-ray precursors were found to occur within 250 s of the prompt emission. A fourth analysis was therefore performed to enable a larger systematic search for precursor neutrinos, not limited to Fermi-GBM bursts for which a gamma-ray precursor could be resolved. For all well-localized⁶⁷ GRBs within the IceCube GFU data period, corresponding to 872 bursts, a generic TW of 250 s prior to the T_0 time was searched for excess neutrinos. All 33 well-localized GRBs from the “GBM Precursor” analysis are included in this search. For the set of 872 GRBs, a single stacked test statistic is constructed according to Equation (5) and assuming an E^{-2} signal spectrum. Due to the stacking procedure, this analysis automatically leads to a single p -value, not requiring a trial-correction procedure.

When the stacked precursor analysis is applied to these 872 GRBs, no excess of neutrino events is found ($n_s = 0$). Overall, five low-energy events within the given TW are in loose spatial coincidence with the examined GRBs, listed in Table 4. Given the length of the TW and the number of bursts, these coincident events are fully consistent with the background expectation. Similar to the GBM precursor analysis, a final p -value of 1 is thus obtained.

⁶⁷ A less restrictive cut of $1^\circ.5$ is applied on the localization compared to the “Precursor/Afterglow” analysis, as the significantly smaller TW and reduced number of fit parameters lead to a smaller effective background.

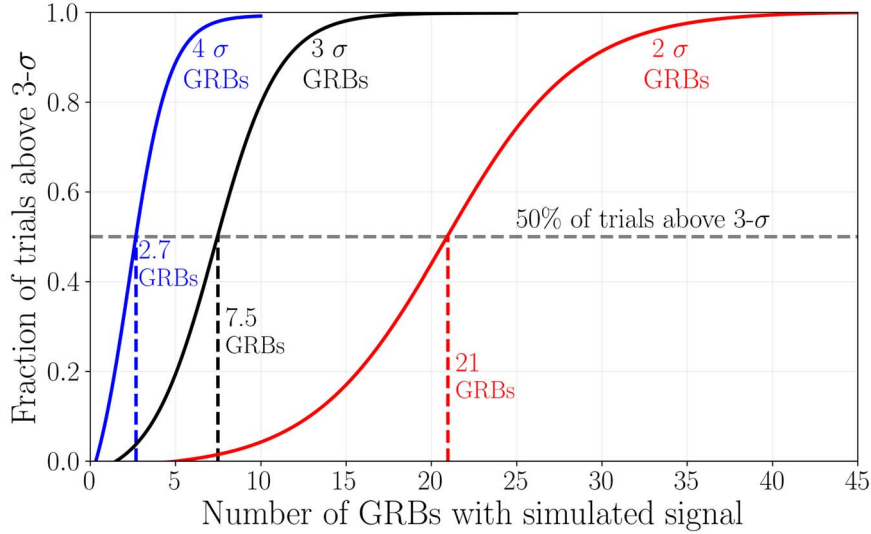


Figure 3. Post-trial 3σ discovery potential for the Precursor/Afterglow search. The x -axis shows the number of injected GRBs of equal strength. GRBs with 2σ (red), 3σ (black), and 4σ (blue) significance have been injected. The y -axis shows the fraction of 10^4 simulated binomial tests that have a final p -value of 3σ significance. The x -axis shows the Poisson mean of injections.

Table 3
Top GRB Result Found in Each Sub-population in the “Extended TW” Study of 2091 GRBs

GRB Name	Sub-population	Most Significant Time Window	p_{pre}	p_{post}
GRB 140607A	Northern Long (960)	± 1 day	$6.0\text{e-}04$	$4.4\text{e-}01$
GRB 140807500	Northern Short (183)	100 s	$4.8\text{e-}03$	$5.9\text{e-}01$
GRB 150202A	Southern Long (814)	± 1 day	$5.0\text{e-}04$	$3.3\text{e-}01$
GRB 140511095	Southern Short (134)	± 1 day	$9.2\text{e-}03$	$7.1\text{e-}01$

Note. The number of GRBs in the sub-population is indicated in parentheses. The column titled p_{pre} gives the p -value for the GRB, without a correction for the size of the sub-population. This p_{pre} p -value has been corrected for searching 10 TWs. The column p_{post} provides the corresponding p -value including the look-elsewhere correction for both the population size and for searching 10 TWs.

6. Interpretation

Since none of the analyses found evidence for neutrino emission from GRBs, limits can be placed on the GRB neutrino flux. These limits can be compared to model predictions and can constrain the fraction that GRBs contribute to the diffuse neutrino flux measured by IceCube (Stettner 2019). It is worth noting that upper limits on the diffuse flux presented in previous IceCube publications (Abbasi et al. 2012; Aartsen et al. 2015, 2016b, 2017a) correspond to the flux from GRBs observable by current gamma-ray satellites. In contrast, for the results presented here the limits are placed on the total contribution to the diffuse flux from all GRBs in the universe. For the “Extended TW” and “Stacked Precursor” analyses, the upper limits on the time-integrated flux from all analyzed GRBs, $\frac{dN}{dEdA}$, are converted to a diffuse flux:

$$\Phi_\nu = \frac{dN}{dt d\Omega dEdA} = \epsilon_z \cdot \epsilon_d \cdot \frac{1}{\Delta t} \cdot \frac{1}{\Delta\Omega} \cdot \frac{dN}{dEdA}, \quad (9)$$

where the factor $\Delta\Omega$ normalizes the flux by the solid angle subtended by the GRBs, i.e., $\Delta\Omega = 4\pi$ for an all-sky sample, $\Delta t \sim 7.16$ yr is the livetime of the IceCube data used in this work, ϵ_d corrects for the field of view (FOV) and dead-time of the GRB telescopes, and ϵ_z accounts for the contribution from GRBs that are too dim to be observable with current gamma-ray satellites. Determining the value of ϵ_d and ϵ_z requires specifying concrete characteristics of the GRB satellites. In the

Table 4
Properties of the Neutrinos Arriving in Coincidence with GRBs in the Precursor Stacking Search

GRB Name	Angular Separation	Loc. Uncertainty	Energy Proxy	Time Delay (s)
GRB 130131B	$10^\circ 3'$	$2^\circ 6'$	676 GeV	54.0 s
GRB 141220A	$2^\circ 0'$	$2^\circ 2'$	47 GeV	247.3 s
GRB 160314B	$5^\circ 8'$	$1^\circ 2'$	1023 GeV	158.4 s
GRB 160705B	$5^\circ 2'$	$1^\circ 5'$	794 GeV	91.5 s
GRB 160912A	$6^\circ 1'$	$2^\circ 3'$	525 GeV	106.4 s

Note. For each neutrino, the angular separation from the GRB, angular uncertainty of the neutrino direction, a proxy for the event energy, and the arrival time before the GRB is shown.

“Extended TW” analysis, which uses GRBs detected by a variety of satellites, the canonical estimate is made that with no dead-time and an all-sky FOV, a total of 667 GRBs would be observed every year (Aartsen et al. 2017a). In the “Stacked Precursor” analysis, only well-localized GRBs are used, most of which were detected by Swift. Limits are therefore set on the time-integrated flux of the subset of Swift bursts, and then corrected using Equation (9) based on the characteristics of the Swift telescope. In the “Precursor/Afterglow” analysis, instead of finding a limit on the stacked flux and using it in

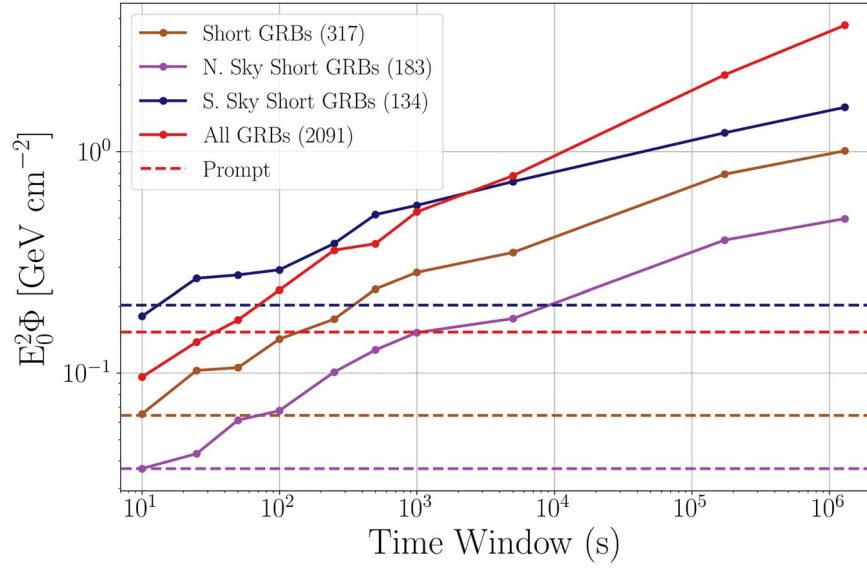


Figure 4. Time-integrated flux (at 1 TeV) for all short GRBs (brown) and the short GRBs split by northern and southern sky (violet and dark blue). The limits for all 2091 GRBs are shown in red for reference. Each dot indicates the 90% confidence limit for the given TW, and the dashed lines show the limit for the prompt.

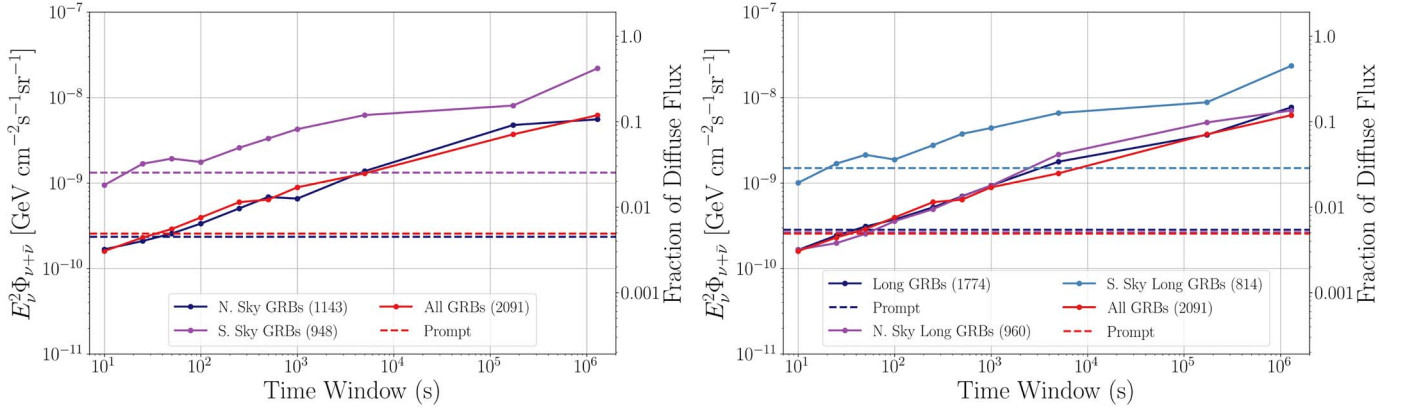


Figure 5. Left: stacked limit on the quasi-diffuse flux (at 1 TeV) for all northern GRBs (dark blue) and all southern GRBs (violet). Right: stacked limit on the quasi-diffuse flux for all long GRBs (dark blue) and the long GRBs split by northern and southern sky (violet and light blue). In both figures, the right axis presents this limit as a fraction of the quasi-diffuse flux (Stettner 2019). The limits for all 2091 GRBs are shown in red for reference. Each dot indicates the 90% confidence limit for the given TW, and the dashed lines show the limit for the prompt.

Equation (9), a simulation of the neutrinos from individual GRBs following the cosmological distribution is used to provide simulated data sets for the analysis, allowing us to set limits directly on the total flux by varying the injected signal strength from the population.

6.1. Extended TW

The stacked TS presented in Section 4.1 is used to place an upper limit on contributions of GRBs to the quasi-diffuse flux measured by IceCube. Flux is injected using an $E^{-2.28}$ (Stettner 2019) spectrum until 90% of trials yield a stacked TS above the unblinded value. This injected flux is converted to a diffuse flux using Equation (9). This procedure is repeated for all 10 TWs and the prompt. For the prompt, the shortest TW that includes the entire reported T_{100} is used (see Figure 2).

These 90% confidence level limits are set for each TW for various subsets of GRBs. The four sub-populations analyzed with a binomial test are presented in Figure 4. Limits are also placed on all GRBs observed in the northern and southern sky,

as well as all short and long GRBs (Figure 5). In each plot, the stacked limit from all 2091 GRBs is shown for reference.

Previous IceCube studies (Aartsen et al. 2017a) constrained the prompt contribution of GRBs observable by current gamma-ray satellites to $\sim 1\%$ of the diffuse flux observed by IceCube. The prompt limit presented here applies to all GRBs in the universe and corresponds to $\lesssim 1\%$. The limits are similar despite analyzing nearly twice as many GRBs in this analysis. The difference is the inclusion of ϵ_z term to account for GRBs that are too far away to be observable with current gamma-ray satellites. Given its fluence trigger threshold of $\sim 10^{-8}$ erg cm⁻² s⁻¹, the Swift-BAT detector can be assumed to view all canonical GRBs with an isotropic equivalent luminosity $L_{\text{iso}} \geq 10^{50}$ erg cm⁻² up to a redshift of $z \sim 1.3$. Assuming that all GRBs have identical properties in terms of neutrino emission and that they follow the redshift evolution described by Lien et al. (2014), the contribution from GRBs outside the observable redshift threshold can be calculated using the procedure outlined in Ahlers & Halzen (2014). This results in ϵ_z

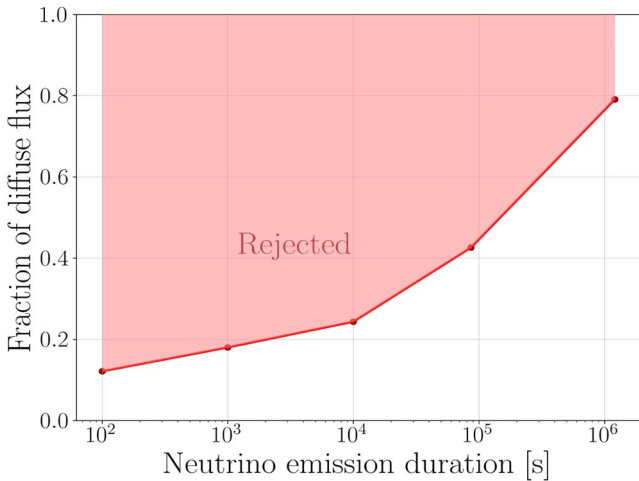


Figure 6. 90% confidence limit upper-limit on the contribution to the quasi-diffuse neutrino flux (Stettner 2019) from the total population of all long GRBs (Lien et al. 2014), for different durations of extended neutrino emission.

value of ~ 2.1 . The inclusion of this ϵ_z term leads to a similarly constraining prompt limit compared to previous studies.

6.2. Precursor/Afterglow

These results were used to calculate limits for the total contribution of all long GRBs to the observed diffuse neutrino flux (see Figure 6). Based on the study by Lien et al. (2014) using Swift observations of GRBs to extrapolate to the whole universe, a mean rate of 4571 long GRBs per year is estimated to be beamed at Earth. We use the software package FIRESONG (Tung et al. 2021) to simulate neutrino emission from this cosmic GRB population, with different emission periods. Emission windows ranging from 100 s to 14 days were considered in the simulations. The redshift distribution of the cosmic GRB population from the study by Lien et al. (2014) was used to simulate the GRB rate density in FIRESONG. We assume the case where no luminosity evolution is required and for simplicity assume that the GRBs are standard candle neutrino sources.

The ‘‘Precursor/Afterglow’’ analysis only considers 733 GRBs across 7.16 yr, out of which 556 GRBs are long GRBs which were observed by Swift. Hence we use the GRB detection efficiency as a function of redshift from the study by Lien et al. (2014) as well as the sky coverage and the survey time of Swift/BAT to down-select from the 4571 sources created by the FIRESONG simulations to a sample of 556 GRBs to recreate the observation biases of the Swift sample. These 556 flux values down-selected from the simulation are used to inject signal with an $E^{-2.28}$ (Stettner 2019) spectrum into a simulated neutrino data set. To repeat the original analysis under the same conditions, an additional 187 sources are added with no signal (i.e., represent background only), bringing the sample to 733 sources again. The likelihood analysis and binomial test are then performed as before on this simulated sample. This sequence of steps for every emission window considered is repeated using different simulated neutrino data sets to produce 1000 trials. When GRBs are assumed to produce the entire diffuse flux (Stettner 2019), 100% of these injected trials result in a binomial test result more significant than the unblinded result. The fraction of the diffuse flux is then reduced to identify the flux where 90% of trials produce a binomial test result more significant than the unblinded result.

This is summarized in Figure 6, where the points show this upper limit (90% confidence level) for a range of neutrino emission time windows. The respective fraction for the different emission durations considered represents the total allowed contribution of all long GRBs to the observed astrophysical diffuse neutrino flux.

6.3. Stacked Precursor

Precursor neutrinos have been predicted in models in which a jet initially has to burrow its way through remnant layers of the progenitor star. A prediction for the diffuse precursor neutrino flux from such sources was made by Razzaque et al. (2003) and is shown in Figure 7. The red and green lines correspond to progenitors that have a remnant outer hydrogen (H) or helium (He) shell, respectively. This analysis is able to exclude the H-shell model by a factor 10, but cannot constrain the He-shell model. To be consistent with the model prediction, the H-shell upper limit shown in Figure 7 assumes that the diffuse GRB neutrino flux results from 10^3 GRBs per year (Razzaque et al. 2003). This is in contrast to the model-independent upper limits in Figure 7, which rely on the conversion outlined in Equation (9). This latter approach incorporates updated information about the redshift distribution of GRBs that was unavailable when the model was released. As a result, these generic limits are slightly more conservative.

7. Conclusion

The results from the four analyses presented in this paper cover 2209 unique GRBs. These GRBs are investigated for neutrino correlations from the precursor, prompt, and afterglow emission regions in a comprehensive manner and all four analyses report observations consistent with background expectations. We obtain a range of upper limits to the astrophysical diffuse neutrino flux. We show that prompt emission from all GRBs in the universe is limited to 1% of the diffuse astrophysical neutrino flux. Neutrino emission limits range from 1% to 2% in timescales up to 10^3 s using the historic assumption of 667 GRBs observable by satellites per year. Neutrino emission is constrained to less than 24% for timescales up to 10^4 s by simulating GRB populations using the FIRESONG (Tung et al. 2021) module. These constraints are shown for additional neutrino emission timescales in Figures 4–6. By looking for neutrinos on timescales motivated by the observation of gamma-ray precursors, we were able to constrain physical models such as those presented by Razzaque et al. (2003) (see Figure 7).

Table 5 highlights the result for the GRB 180720B which was observed by H.E.S.S. to have a high-energy afterglow counterpart 10 hr after the start of prompt emission (Abdalla et al. 2019). The exceptionally bright GRB 130427A (Ackermann et al. 2014) was also analyzed, but none of the four analyses reported neutrino excesses in correlation with it. The results for the most significant GRBs from the individual analyses are presented in Appendices A and B. A comprehensive summary of all the results from each analysis can be accessed from the supplementary materials.

Despite non-detections in these analyses, GRBs cannot be fully eliminated as potential sources of high-energy neutrinos. A larger class of neutrino detector, such as the proposed Ice-Cube-Gen2 detector, will offer increased sensitivity to observe potential neutrino-emitting sub-populations of GRBs.

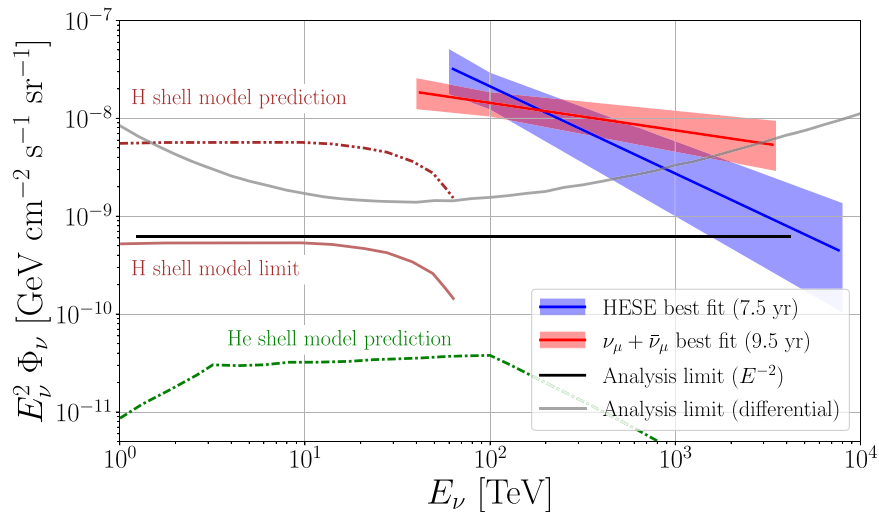


Figure 7. Model predictions by Razzaque et al. (2003) shown for two progenitor scenarios. The dashed red and green lines correspond to model predictions for central engines enveloped by an outer hydrogen and helium shell, respectively. The solid red line shows the model limit for the outer hydrogen shell. The “Stacked Precursor” analysis can exclude the H-shell model by a factor 10, but does not constrain the He-shell model. Aside from these model comparisons, generic flux upper limits are also shown. Limits for an E^{-2} spectrum are displayed by the black line, where the x -range corresponds to the energy band that contributes 90% of all signal events. The solid gray line shows the differential flux, normalized per decade of energy, to which the analysis is sensitive. These generic upper limits extrapolate the total GRB flux in a different way than the model prediction/limits, as explained in Section 6.3. For reference, the astrophysical neutrino flux observed by IceCube is also shown (Stettner 2019; Abbasi et al. 2021b).

Table 5
Summary of GRB Information and Best-fit Results for the GRB 180720B

GRB	GRB Information			Extended TW				Precursor				Afterglow		
	α	δ	T_{100}	TW	\hat{n}_s	E^2F	p -value	\hat{T}_w	\hat{n}_s	$\hat{\gamma}$	p -value	E^2F	p -value	E^2F
180720B	0.53	-2.92	53.9	± 1	1.3	0.05	7.2e-02	-8.6	3.6	2.32	1.5e-02	0.26	1.0	0.03
130427A	173.14	27.70	213.83	0.05	1.0	1.0	0.06	1.0	0.06

Note. The positional coordinates are defined using the equatorial coordinates: R.A. (α) and decl. (δ). These two quantities are expressed in degrees. T_{100} represents the total period of observation of prompt γ fluence from the GRB and is expressed in seconds. \hat{n}_s represents the best-fit number of signal events, $\hat{\gamma}$ represents best-fit spectral index, and \hat{T}_w is the best-fit time window (expressed in days). E^2F is the 90% confidence level upper limit on the time integrated flux normalization at 1 TeV in GeV cm^{-2} . For precursor results, the limit is evaluated for the best-fit values of $\hat{\gamma}$ and \hat{T}_w , and for the afterglow results $\gamma = 2.0$ and $T_w = 12.1$ hr are used to match with the H.E.S.S observation period (Abdalla et al. 2019). For GRB 130427A, $\gamma = 2.0$ was considered for all the E^2F calculations. For “Extended TW” the limit is evaluated for the prompt phase; for “Precursor/Afterglow” $T_w = 14.0$ days is used.

The IceCube Collaboration acknowledges the significant contribution to this manuscript from Paul Coppin, Kunal Deoskar and Elizabeth Friedman. The authors thank Adam Goldstein for providing GBM maps prior to 2018 and gratefully acknowledge NASA funding for this work through contract NNM13AA43C. J.W. gratefully acknowledges NASA funding through the Fermi-GBM project. The authors gratefully acknowledge the support from the following agencies and institutions: USA—U.S. National Science Foundation-Office of Polar Programs, U.S. National Science Foundation-Physics Division, U.S. National Science Foundation-EPSCoR, Wisconsin Alumni Research Foundation, Center for High Throughput Computing (CHTC) at the University of Wisconsin—Madison, Open Science Grid (OSG), Extreme Science and Engineering Discovery Environment (XSEDE), Frontera computing project at the Texas Advanced Computing Center, U.S. Department of Energy-National Energy Research Scientific Computing Center, Particle astrophysics research computing center at the University of Maryland, Institute for Cyber-Enabled Research at Michigan State University, and Astroparticle Physics computational facility at Marquette University; Belgium—Funds for Scientific Research (FRS-FNRS and

FWO), FWO Odysseus and Big Science programmes, and Belgian Federal Science Policy Office (Belspo); Germany—Bundesministerium für Bildung und Forschung (BMBF), Deutsche Forschungsgemeinschaft (DFG), Helmholtz Alliance for Astroparticle Physics (HAP), Initiative and Networking Fund of the Helmholtz Association, Deutsches Elektronen Synchrotron (DESY), and High Performance Computing cluster of the RWTH Aachen; Sweden—Swedish Research Council, Swedish Polar Research Secretariat, Swedish National Infrastructure for Computing (SNIC), and Knut and Alice Wallenberg Foundation; Australia—Australian Research Council; Canada—Natural Sciences and Engineering Research Council of Canada, Calcul Québec, Compute Ontario, Canada Foundation for Innovation, WestGrid, and Compute Canada; Denmark—Villum Fonden and Carlsberg Foundation; New Zealand—Marsden Fund; Japan—Japan Society for Promotion of Science (JSPS) and Institute for Global Prominent Research (IGPR) of Chiba University; Korea—National Research Foundation of Korea (NRF); Switzerland—Swiss National Science Foundation (SNSF); United Kingdom—Department of Physics, University of Oxford.

Appendix A

Extended TW: Most Significant GRBs

This Appendix provides details for the most significant GRBs in the “Extended TW” analysis. The threshold for inclusion in these tables is a p -value below 1%. Table 6 and Table 7 show these results for long GRBs and short GRBs from the Northern Hemisphere, respectively. Table 8 shows these results for long GRBs from the Southern Hemisphere. For the case of short GRBs detected in the Southern Hemisphere, a threshold of 5% was chosen to include five GRBs in Table 9. This was done to match the results of the binomial test, which indicated the most significant subset of the southern sky short GRBs was $k = 5$. The other sub-populations had a much larger value of k and would have increased the p -value threshold beyond a reasonable cutoff. Although the results of the binomial test were consistent with background, these additional GRBs are included in Table 9 for completeness.

A.1. Variables

The GRB name is based on GCN notices, with a preference for the name provided by Fermi-GBM. If the GRB is not observed by Fermi-GBM, then the name is based on the date of

observation with the format YYMMDD. The final letter indicates the order of detection if more than one GRB is observed in a single day. The R.A. (α) and decl. (δ) in J2000.0 equatorial coordinates, as well as the localization uncertainty (σ) are all listed in degrees. T_0 indicates the MJD trigger time of the GRB. The T_{100} is provided in seconds.

The most significant TW selected by this analysis is given in either seconds or days with units provided in the column. The TS and best-fit number of signal events (\hat{n}_s) are provided as well as the p -value in the final column. The p -value has an effective trial correction for searching 10 TWs, but it is not corrected for the size of the given sub-population.

A.2. Results by Sub-population

The GRBs are split into sub-populations by duration and hemisphere. Short GRBs are defined as $T_{90} < 2$ s and long GRBs are $T_{90} \geq 2$ s. In this analysis, the northern sky is defined as a decl. greater than -5° , while the southern sky includes all decl. less than -5° . The most significant GRBs for each sub-population are shown in the following tables. The information is split into two sections: GRB information based on GCN notices and fit results based on the analysis.

Table 6
Most Significant Long GRBs from the Northern Hemisphere

GRB Name	GRB Information						Fit Results			
	α	δ	σ	T_0	z	T_{100}	TW	TS	\hat{n}_s	p -value
GRB 140607A	86.37	18.90	1.48e-02	56815.718	...	109.90	2 days	12.80	1.00	6.00e-04
GRB 141121A	122.67	22.22	6.47e-05	56982.150	1.47	1419.90	15 days	11.85	1.23	1.70e-03
GRB 161125931	59.36	28.13	4.65e+00	57717.930	...	69.63	25 s	18.75	1.00	2.10e-03
GRB 120911A	357.98	63.10	2.07e-04	56181.298	...	22.02	250 s	10.62	1.00	2.50e-03
GRB 120504468	329.94	46.83	8.76e+00	56051.468	...	41.98	1000 s	19.41	1.00	3.60e-03
GRB 170131A	341.45	64.01	2.33e-02	57784.969	...	23.04	5000 s	10.57	1.00	4.10e-03
GRB 120711B	331.69	60.02	2.33e-04	56119.133	...	60.00	2 days	11.83	3.21	4.20e-03
GRB 180721A	347.71	4.86	2.85e-04	58320.463	...	47.60	2 days	11.69	2.22	4.30e-03
GRB 140114A	188.52	27.95	1.81e-04	56671.498	3.0	139.70	2 days	10.99	1.19	7.50e-03
GRB 160201883	312.67	69.32	3.14e+00	57419.883	...	40.51	1000 s	13.42	1.96	7.50e-03
GRB 120217808	122.44	36.77	5.03e+00	55974.808	...	5.89	25 s	15.75	1.00	7.70e-03
GRB 180623849	199.40	-4.26	2.52e+00	58292.849	...	17.73	50 s	11.48	1.00	9.60e-03

Note. This sub-population has a total of 960 GRBs. The variables are described in detail in Appendix A.1.

Table 7
Most Significant Short GRBs from the Northern Hemisphere

GRB Name	GRB Information						Fit Results			
	α	δ	σ	T_0	z	T_{100}	TW	TS	\hat{n}_s	p -value
GRB 140807500	200.16	26.49	4.39e+00	56876.500	...	0.51	100 s	15.72	1.00	4.80e-03

Note. This sub-population has a total of 183 GRBs. The variables are described in detail in Appendix A.1.

Table 8
Most Significant Long GRBs from the Southern Hemisphere

GRB Information							Fit Results			
GRB Name	α	δ	σ	T_0	z	T_{100}	TW	TS	\hat{n}_s	p -value
GRB 150202A	39.23	-33.15	2.20e-04	57055.965	...	25.70	2 days	18.61	2.93	5.00e-04
GRB 150118B	240.24	-35.75	5.00e-01	57040.409	...	48.65	2 days	12.86	1.67	3.00e-03
GRB 170923566	228.30	-10.78	9.05e+00	58019.566	...	27.65	1000 s	19.72	1.00	4.10e-03
GRB 150626A	111.34	-37.78	2.33e-04	57199.092	...	144.00	15 days	11.22	3.13	7.40e-03
GRB 180906597	104.81	-67.02	3.62e+00	58367.597	...	52.03	25 s	9.72	1.00	8.60e-03

Note. This sub-population has a total of 814 GRBs. The variables are described in detail in Appendix A.1.

Table 9
Most Significant Short GRBs from the Southern Hemisphere

GRB Information							Fit Results			
GRB Name	α	δ	σ	T_0	z	T_{100}	TW	TS	\hat{n}_s	p -value
GRB 140511095	329.76	-30.06	8.50e+00	56788.095	...	1.41	2 days	20.27	2.93	9.20e-03
GRB 130919173	297.35	-11.73	5.23e+00	56554.173	...	0.96	5000 s	16.20	1.00	1.75e-02
GRB 160411A	349.36	-40.24	2.85e-04	57489.062	...	1.26	2 days	8.08	0.99	2.36e-02
GRB 120212353	303.40	-48.10	1.05e+01	55969.353	...	0.86	500 s	17.82	1.00	2.78e-02
GRB 141102112	223.23	-17.42	9.21e+00	56963.112	...	0.02	15 days	18.56	2.97	2.81e-02

Note. This sub-population has a total of 134 GRBs. The variables are described in detail in Appendix A.1.

Appendix B Precursor/Afterglow: Top 20 GRBs

Table 10
Summary of Best-fit Results and Information for the GRBs in the Top 20 Results for the Precursor Search

GRB Information						Fit Results					
GRB Name	α	δ	T_0	z	T_{100}	\hat{n}_s	$\hat{\gamma}$	\hat{T}_w	TS	p -value	Significance
GRB 150202A	39.23	-33.15	57055.965301	...	25.70	1.00	4.00	3.367e+03	16.37	6.12e-04	3.23 σ
GRB 180721A	347.71	4.86	58320.463056	...	47.60	1.00	1.84	1.542e+04	12.46	2.73e-03	2.78 σ
GRB 140301A	69.56	-34.26	56717.642234	1.42	31.00	1.96	2.15	7.615e+05	11.51	4.38e-03	2.62 σ
GRB 141220A	195.07	32.15	57011.251986	1.32	7.62	1.00	4.00	2.473e+02	11.19	5.39e-03	2.55 σ
GRB 111126A	276.06	51.46	55891.790069	...	0.80	1.84	4.00	3.556e+03	10.65	6.22e-03	2.50 σ
GRB 151205A	229.29	35.74	57361.656944	...	62.80	1.00	3.80	6.390e+03	10.10	8.15e-03	2.40 σ
GRB 170531B	286.88	-16.42	57904.918160	2.37	164.13	2.70	2.59	5.077e+05	9.35	9.17e-03	2.36 σ
GRB 171007A	135.60	42.82	58033.498356	...	105.00	2.63	2.47	2.963e+04	9.72	9.94e-03	2.33 σ
GRB 160310A	98.82	-7.22	57457.015943	...	26.60	0.99	1.83	4.455e+04	8.59	1.19e-02	2.26 σ
GRB 180720B	0.53	-2.92	58319.598368	0.65	53.90	3.59	2.32	7.435e+05	8.89	1.50e-02	2.17 σ
GRB 160422A	42.09	-57.88	57500.499303	...	14.12	0.99	2.12	4.246e+04	7.16	1.96e-02	2.06 σ
GRB 140619A	27.11	-39.26	56827.485127	...	233.90	0.98	2.54	8.499e+04	6.21	2.47e-02	1.96 σ
GRB 160629A	4.82	76.98	57568.930208	3.33	76.38	3.17	3.40	3.327e+05	7.06	2.54e-02	1.95 σ
GRB 131014A	100.30	-19.10	56579.214583	...	4.36	0.98	3.31	6.707e+03	6.38	2.60e-02	1.94 σ
GRB 151027A	272.49	61.35	57322.165556	0.81	129.69	0.99	2.90	4.185e+03	7.59	2.70e-02	1.93 σ
GRB 131218A	113.80	-64.72	56644.878843	0.98	2.97	3.542e+05	5.84	2.79e-02	1.91 σ
GRB 120722A	230.50	13.25	56130.537106	0.96	42.40	2.42	2.51	3.223e+05	7.39	2.87e-02	1.90 σ
GRB 120711B	331.69	60.02	56119.132669	...	60.00	2.52	2.59	7.865e+04	7.31	2.88e-02	1.90 σ
GRB 150627A	117.47	-51.49	57200.182905	...	70.57	0.98	1.73	8.081e+05	5.58	2.92e-02	1.89 σ
GRB 131030A	345.07	-5.37	56595.872428	1.29	41.29	0.99	3.81	3.250e+03	7.07	2.98e-02	1.88 σ

Note. Each GRB is named based on the date when it was observed with the standard formatting of YYMMDD and a letter denoting the order in which the bursts were detected on the same day (A, B etc.). The positional coordinates for the bursts are defined using the equatorial coordinates: R.A. (α) and decl. (δ). These two quantities are expressed in degrees. The burst timing (T_0) is expressed using the dating convention of MJD. z represents the redshift. T_{100} represents the total period of the GRB observation and is expressed in seconds. \hat{n}_s represents the best-fit number of signal events n_s , $\hat{\gamma}$ represents best-fit spectral index, and \hat{T}_w is the best-fit TW (expressed in seconds). TS represents the test statistic and Significance represents the significance of the pre-trial local p -value for one-sided Gaussian distributions.

Table 11
Summary of Best Fit Results and Information for the GRBs in the Top 20 Results for the Prompt+Afterglow Search














GRB Name	GRB Information					Fit Results					
	α	δ	T_0	z	T_{100}	\hat{n}_s	$\hat{\gamma}$	\hat{T}_w	TS	p -value	Significance
GRB 170318A	305.67	28.41	57830.508287	...	133.70	2.91	3.52	4.267e+04	16.13	6.11e-04	3.23 σ
GRB 140607A	86.37	18.90	56815.717720	...	109.90	1.00	1.53	2.602e+04	15.02	9.35e-04	3.11 σ
GRB 141121A	122.67	22.22	56982.160220	1.47	1419.90	1.17	1.38	1.040e+06	13.28	1.81e-03	2.91 σ
GRB 140114A	188.52	27.95	56671.498380	3.00	139.70	1.00	1.14	8.478e+04	12.20	3.62e-03	2.69 σ
GRB 120911A	357.98	63.10	56181.297564	...	22.02	1.00	2.49	1.219e+02	11.77	3.86e-03	2.66 σ
GRB 140930B	6.35	24.29	56930.820625	...	0.84	1.00	4.00	6.691e+03	10.34	8.08e-03	2.41 σ
GRB 150317A	138.98	55.47	57098.182431	...	23.29	2.76	4.00	6.264e+04	9.79	9.12e-03	2.36 σ
GRB 160827A	179.27	-29.18	57627.657465	...	13.30	1.00	4.00	1.426e+05	8.91	9.12e-03	2.36 σ
GRB 180418A	170.12	24.93	58226.280625	...	2.78	1.81	1.78	9.165e+04	9.85	9.65e-03	2.34 σ
GRB 130313A	236.41	-0.37	56364.672350	...	0.26	2.81	1.96	4.446e+05	9.51	1.29e-02	2.23 σ
GRB 131202A	344.05	-21.66	56628.633409	7.50	32.90	0.99	4.00	1.315e+05	8.01	1.29e-02	2.23 σ
GRB 170728B	237.98	70.12	57962.960630	...	48.29	1.90	2.41	1.080e+04	8.63	1.42e-02	2.19 σ
GRB 170604A	342.66	-15.41	57908.797801	1.33	26.70	0.99	4.00	1.103e+05	7.80	1.52e-02	2.16 σ
GRB 140730A	56.40	-66.55	56868.822118	...	41.30	0.99	3.94	2.110e+04	7.68	1.60e-02	2.14 σ
GRB 160411A	349.36	-40.24	57489.061701	...	1.26	0.99	2.79	4.832e+04	7.47	1.63e-02	2.14 σ
GRB 150725A	220.42	-2.42	57228.364056	1.00	4.00	7.339e+02	8.86	1.72e-02	2.11 σ
GRB 180823A	210.36	14.89	58353.794815	...	80.30	1.56	4.00	2.689e+04	8.42	1.94e-02	2.07 σ
GRB 150912A	248.43	-20.98	57277.442708	...	34.82	0.99	3.48	1.423e+05	6.65	2.04e-02	2.05 σ
GRB 160221A	232.08	-28.45	57439.992847	...	12.95	0.99	1.84	7.981e+04	6.47	2.20e-02	2.01 σ
GRB 160424A	319.49	-60.41	57502.492429	...	7.46	1.82	1.95	6.239e+05	6.49	2.35e-02	1.99 σ

Note. This is similar to Table 10 but shows results from the prompt+afterglow search instead.

ORCID iDs

- R. Abbasi <https://orcid.org/0000-0001-6141-4205>
M. Ackermann <https://orcid.org/0000-0001-8952-588X>
J. A. Aguilar <https://orcid.org/0000-0003-2252-9514>
M. Ahlers <https://orcid.org/0000-0003-0709-5631>
J. M. Alameddine <https://orcid.org/0000-0002-9534-9189>
A. A. Alves, Jr. <https://orcid.org/0000-0003-0073-3231>
G. Anton <https://orcid.org/0000-0003-2039-4724>
C. Argüelles <https://orcid.org/0000-0003-4186-4182>
Y. Ashida <https://orcid.org/0000-0003-4136-2086>
A. Balagopal V. <https://orcid.org/0000-0001-5367-8876>
S. W. Barwick <https://orcid.org/0000-0003-2050-6714>
V. Basu <https://orcid.org/0000-0002-9528-2009>
S. Baur <https://orcid.org/0000-0002-3329-1276>
J. J. Beatty <https://orcid.org/0000-0003-0481-4952>
J. Becker Tjus <https://orcid.org/0000-0002-1748-7367>
J. Beise <https://orcid.org/0000-0002-7448-4189>
C. Bellenghi <https://orcid.org/0000-0001-8525-7515>
S. BenZvi <https://orcid.org/0000-0001-5537-4710>
E. Bernardini <https://orcid.org/0000-0003-3108-1141>
D. Z. Besson <https://orcid.org/0000-0001-6733-963X>
E. Blaufuss <https://orcid.org/0000-0001-5450-1757>
S. Blot <https://orcid.org/0000-0003-1089-3001>
J. Y. Book <https://orcid.org/0000-0001-6687-5959>
S. Böser <https://orcid.org/0000-0002-5918-4890>
O. Botner <https://orcid.org/0000-0001-8588-7306>
F. Bradascio <https://orcid.org/0000-0002-7750-5256>
S. Bron <https://orcid.org/0000-0002-6305-3041>
M. A. Campana <https://orcid.org/0000-0003-4162-5739>
Z. Chen <https://orcid.org/0000-0002-2813-7688>
D. Chirkin <https://orcid.org/0000-0003-4911-1345>
B. A. Clark <https://orcid.org/0000-0003-4089-2245>
K. Clark <https://orcid.org/0000-0003-2467-6825>
A. Coleman <https://orcid.org/0000-0003-1510-1712>
G. H. Collin <https://orcid.org/0000-0003-1032-6496>
J. M. Conrad <https://orcid.org/0000-0002-6393-0438>
P. Coppin <https://orcid.org/0000-0001-6869-1280>
P. Correa <https://orcid.org/0000-0002-1158-6735>
D. F. Cowen <https://orcid.org/0000-0003-4738-0787>
R. Cross <https://orcid.org/0000-0003-0081-8024>
P. Dave <https://orcid.org/0000-0002-3879-5115>
C. De Clercq <https://orcid.org/0000-0001-5266-7059>
J. J. DeLaunay <https://orcid.org/0000-0001-5229-1995>
D. Delgado López <https://orcid.org/0000-0002-4306-8828>
H. Dembinski <https://orcid.org/0000-0003-3337-3850>
K. Deoskar <https://orcid.org/0000-0002-8139-4106>
A. Desai <https://orcid.org/0000-0001-7405-9994>
P. Desiati <https://orcid.org/0000-0001-9768-1858>
K. D. de Vries <https://orcid.org/0000-0002-9842-4068>
G. de Wasseige <https://orcid.org/0000-0002-1010-5100>
T. DeYoung <https://orcid.org/0000-0003-4873-3783>
A. Diaz <https://orcid.org/0000-0001-7206-8336>
J. C. Díaz-Vélez <https://orcid.org/0000-0002-0087-0693>
H. Dujmovic <https://orcid.org/0000-0003-1891-0718>
M. A. DuVernois <https://orcid.org/0000-0002-2987-9691>
P. Eller <https://orcid.org/0000-0001-6354-5209>
P. A. Evenson <https://orcid.org/0000-0001-7929-810X>
K. L. Fan <https://orcid.org/0000-0002-8246-4751>
A. R. Fazely <https://orcid.org/0000-0002-6907-8020>
A. Fedynitch <https://orcid.org/0000-0003-2837-3477>
A. T. Fienberg <https://orcid.org/0000-0002-9472-3597>
C. Finley <https://orcid.org/0000-0003-3350-390X>
D. Fox <https://orcid.org/0000-0002-3714-672X>
A. Franckowiak <https://orcid.org/0000-0002-5605-2219>
P. Fürst <https://orcid.org/0000-0002-7951-8042>
T. K. Gaisser <https://orcid.org/0000-0003-4717-6620>
J. Gallagher <https://orcid.org/0000-0001-8608-0408>
E. Ganster <https://orcid.org/0000-0003-4393-6944>
A. Garcia <https://orcid.org/0000-0002-8186-2459>
S. Garrappa <https://orcid.org/0000-0003-2403-4582>
L. Gerhardt <https://orcid.org/0000-0001-8945-6722>

- A. Ghadimi <https://orcid.org/0000-0002-6350-6485>
 C. Glaser <https://orcid.org/0000-0001-5998-2553>
 T. Glauch <https://orcid.org/0000-0003-1804-4055>
 T. Glösenkamp <https://orcid.org/0000-0002-2268-9297>
 S. Goswami <https://orcid.org/0000-0002-0373-9770>
 T. Grégoire <https://orcid.org/0000-0001-8711-1456>
 S. Griswold <https://orcid.org/0000-0002-7321-7513>
 P. Gutjahr <https://orcid.org/0000-0001-7980-7285>
 A. Hallgren <https://orcid.org/0000-0001-7751-4489>
 L. Halve <https://orcid.org/0000-0003-2237-6714>
 F. Halzen <https://orcid.org/0000-0001-6224-2417>
 A. Haungs <https://orcid.org/0000-0002-9638-7574>
 K. Helbing <https://orcid.org/0000-0003-2072-4172>
 F. Henningsen <https://orcid.org/0000-0002-0680-6588>
 C. Hill <https://orcid.org/0000-0003-0647-9174>
 T. Huber <https://orcid.org/0000-0002-6515-1673>
 K. Hultqvist <https://orcid.org/0000-0003-0602-9472>
 N. Iovine <https://orcid.org/0000-0001-7965-2252>
 G. S. Japaridze <https://orcid.org/0000-0002-7000-5291>
 M. Jin <https://orcid.org/0000-0003-0487-5595>
 B. J. P. Jones <https://orcid.org/0000-0003-3400-8986>
 D. Kang <https://orcid.org/0000-0002-5149-9767>
 W. Kang <https://orcid.org/0000-0003-3980-3778>
 A. Kappes <https://orcid.org/0000-0003-1315-3711>
 T. Karg <https://orcid.org/0000-0003-3251-2126>
 M. Karl <https://orcid.org/0000-0003-2475-8951>
 A. Karle <https://orcid.org/0000-0001-9889-5161>
 U. Katz <https://orcid.org/0000-0002-7063-4418>
 M. Kauer <https://orcid.org/0000-0003-1830-9076>
 J. L. Kelley <https://orcid.org/0000-0002-0846-4542>
 A. Kheirandish <https://orcid.org/0000-0001-7074-0539>
 S. R. Klein <https://orcid.org/0000-0003-2841-6553>
 A. Kochocki <https://orcid.org/0000-0003-3782-0128>
 R. Koirala <https://orcid.org/0000-0002-7735-7169>
 H. Kolanoski <https://orcid.org/0000-0003-0435-2524>
 L. Köpke <https://orcid.org/0000-0001-8530-6348>
 C. Kopper <https://orcid.org/0000-0001-6288-7637>
 D. J. Koskinen <https://orcid.org/0000-0002-0514-5917>
 P. Koundal <https://orcid.org/0000-0002-5917-5230>
 M. Kovacevich <https://orcid.org/0000-0002-5019-5745>
 M. Kowalski <https://orcid.org/0000-0001-8594-8666>
 E. Kun <https://orcid.org/0000-0003-2769-3591>
 N. Kurahashi <https://orcid.org/0000-0003-1047-8094>
 C. Lagunas Gualda <https://orcid.org/0000-0002-9040-7191>
 M. J. Larson <https://orcid.org/0000-0002-6996-1155>
 F. Lauber <https://orcid.org/0000-0001-5648-5930>
 J. P. Lazar <https://orcid.org/0000-0003-0928-5025>
 K. Leonard <https://orcid.org/0000-0002-8795-0601>
 A. Leszczyńska <https://orcid.org/0000-0003-0935-6313>
 Y. Li <https://orcid.org/0000-0002-0682-3310>
 Q. R. Liu <https://orcid.org/0000-0003-3379-6423>
 E. Lohfink <https://orcid.org/0000-0003-3248-5682>
 L. Lu <https://orcid.org/0000-0003-3175-7770>
 F. Lucarelli <https://orcid.org/0000-0002-9558-8788>
 A. Ludwig <https://orcid.org/0000-0001-9038-4375>
 W. Luszczak <https://orcid.org/0000-0003-3085-0674>
 Y. Lyu <https://orcid.org/0000-0002-2333-4383>
 W. Y. Ma <https://orcid.org/0000-0003-1251-5493>
 J. Madsen <https://orcid.org/0000-0003-2415-9959>
 I. C. Mariş <https://orcid.org/0000-0002-5771-1124>
 R. Maruyama <https://orcid.org/0000-0003-2794-512X>
 F. McNally <https://orcid.org/0000-0002-0785-2244>
 K. Meagher <https://orcid.org/0000-0003-3967-1533>
 M. Meier <https://orcid.org/0000-0002-9483-9450>
 S. Meighen-Berger <https://orcid.org/0000-0001-6579-2000>
 T. Montaruli <https://orcid.org/0000-0001-5014-2152>
 R. W. Moore <https://orcid.org/0000-0003-4160-4700>
 M. Moulai <https://orcid.org/0000-0001-7909-5812>
 R. Naab <https://orcid.org/0000-0003-2512-466X>
 R. Nagai <https://orcid.org/0000-0001-7503-2777>
 J. Necker <https://orcid.org/0000-0003-0280-7484>
 H. Niederhausen <https://orcid.org/0000-0002-9566-4904>
 M. U. Nisa <https://orcid.org/0000-0002-6859-3944>
 S. C. Nowicki <https://orcid.org/0000-0003-2497-8057>
 A. Obertacke Pollmann <https://orcid.org/0000-0002-2492-043X>
 B. Oeyen <https://orcid.org/0000-0003-2940-3164>
 E. O'Sullivan <https://orcid.org/0000-0003-1882-8802>
 H. Pandya <https://orcid.org/0000-0002-6138-4808>
 N. Park <https://orcid.org/0000-0002-4282-736X>
 E. N. Paudel <https://orcid.org/0000-0001-9276-7994>
 C. Pérez de los Heros <https://orcid.org/0000-0002-2084-5866>
 J. Peterson <https://orcid.org/0000-0002-7985-1443>
 A. Pizzuto <https://orcid.org/0000-0002-8466-8168>
 M. Plum <https://orcid.org/0000-0001-8691-242X>
 A. Porcelli <https://orcid.org/0000-0002-3220-6295>
 C. Raab <https://orcid.org/0000-0001-9921-2668>
 M. Rameez <https://orcid.org/0000-0001-5023-5631>
 A. Rehman <https://orcid.org/0000-0001-7616-5790>
 P. Reichherzer <https://orcid.org/0000-0003-4513-8241>
 R. Reimann <https://orcid.org/0000-0002-1983-8271>
 E. Resconi <https://orcid.org/0000-0003-0705-2770>
 S. Reusch <https://orcid.org/0000-0002-7788-628X>
 W. Rhode <https://orcid.org/0000-0003-2636-5000>
 B. Riedel <https://orcid.org/0000-0002-9524-8943>
 M. Rongen <https://orcid.org/0000-0002-7057-1007>
 C. Rott <https://orcid.org/0000-0002-6958-6033>
 D. Ryckbosch <https://orcid.org/0000-0002-8759-7553>
 D. Rysewyk Cantu <https://orcid.org/0000-0002-3612-6129>
 I. Safa <https://orcid.org/0000-0001-8737-6825>
 D. Salazar-Gallegos <https://orcid.org/0000-0002-9312-9684>
 A. Sandrock <https://orcid.org/0000-0002-6779-1172>
 M. Santander <https://orcid.org/0000-0001-7297-8217>
 S. Sarkar <https://orcid.org/0000-0002-1206-4330>
 S. Sarkar <https://orcid.org/0000-0002-3542-858X>
 K. Satalecka <https://orcid.org/0000-0002-7669-266X>
 H. Schieler <https://orcid.org/0000-0002-2637-4778>
 A. Schneider <https://orcid.org/0000-0002-0895-3477>
 J. Schneider <https://orcid.org/0000-0001-7752-5700>
 F. G. Schröder <https://orcid.org/0000-0001-8495-7210>
 S. Sclafani <https://orcid.org/0000-0001-9446-1219>
 A. Sharma <https://orcid.org/0000-0001-5397-6777>
 M. Silva <https://orcid.org/0000-0001-6940-8184>
 B. Smithers <https://orcid.org/0000-0003-1273-985X>
 J. Soedingrekso <https://orcid.org/0000-0003-1011-2797>
 D. Soldin <https://orcid.org/0000-0003-3005-7879>
 G. M. Spiczak <https://orcid.org/0000-0002-0030-0519>
 C. Spiering <https://orcid.org/0000-0001-7372-0074>
 R. Stein <https://orcid.org/0000-0003-2434-0387>
 J. Stettner <https://orcid.org/0000-0003-1042-3675>
 T. Stezelberger <https://orcid.org/0000-0003-2676-9574>
 T. Stuttard <https://orcid.org/0000-0001-7944-279X>
 G. W. Sullivan <https://orcid.org/0000-0002-2585-2352>

I. Taboada  <https://orcid.org/0000-0003-3509-3457>
 S. Ter-Antonyan  <https://orcid.org/0000-0002-5788-1369>
 K. Tollefson  <https://orcid.org/0000-0001-9725-1479>
 S. Toscano  <https://orcid.org/0000-0002-1860-2240>
 A. Trettin  <https://orcid.org/0000-0003-0350-3597>
 C. F. Tung  <https://orcid.org/0000-0001-6920-7841>
 A. Turcati  <https://orcid.org/0000-0002-8050-7869>
 M. A. Unland Elorrieta  <https://orcid.org/0000-0002-6124-3255>
 N. Valtonen-Mattila  <https://orcid.org/0000-0002-1830-098X>
 J. Vandenbroucke  <https://orcid.org/0000-0002-9867-6548>
 N. van Eijndhoven  <https://orcid.org/0000-0001-5558-3328>
 J. van Santen  <https://orcid.org/0000-0002-2412-9728>
 S. Verpoest  <https://orcid.org/0000-0002-3031-3206>
 C. Walck  <https://orcid.org/0000-0002-4188-9219>
 T. B. Watson  <https://orcid.org/0000-0002-8631-2253>
 C. Weaver  <https://orcid.org/0000-0003-2385-2559>
 J. Weldert  <https://orcid.org/0000-0002-3709-2354>
 C. Wendt  <https://orcid.org/0000-0001-8076-8877>
 N. Whitehorn  <https://orcid.org/0000-0002-3157-0407>
 C. H. Wiebusch  <https://orcid.org/0000-0002-6418-3008>
 M. Wolf  <https://orcid.org/0000-0001-9991-3923>
 S. Yoshida  <https://orcid.org/0000-0003-2480-5105>
 T. Yuan  <https://orcid.org/0000-0002-7041-5872>
 Z. Zhang  <https://orcid.org/0000-0002-7347-283X>
 Adam Goldstein  <https://orcid.org/0000-0002-0587-7042>

References

- Aartsen, M. G., Abraham, K., Ackermann, M., et al. 2013, *Sci*, **342**, 1242856
 Aartsen, M. G., Abraham, K., Ackermann, M., et al. 2016a, *ApJ*, **833**, 3
 Aartsen, M. G., Abraham, K., Ackermann, M., et al. 2016b, *ApJ*, **824**, 115
 Aartsen, M. G., Ackermann, M., Adams, J., et al. 2015, *ApJL*, **805**, L5
 Aartsen, M. G., Ackermann, M., Adams, J., et al. 2017a, *ApJ*, **843**, 112
 Aartsen, M. G., Ackermann, M., Adams, J., et al. 2017b, *JINST*, **12**, P03012
 Aartsen, M. G., Ackermann, M., Adams, J., et al. 2017c, *Aph*, **92**, 30
 Aartsen, M. G., Ackermann, M., Adams, J., et al. 2018, *Sci*, **361**, 147
 Aartsen, M. G., Ackermann, M., Adams, J., et al. 2020, *ApJL*, **898**, L10
 Abbasi, R., Abdou, Y., Abu-Zayyad, T., et al. 2012, *Natur*, **484**, 351
 Abbasi, R., Ackermann, M., Adams, J., et al. 2021a, *ApJ*, **910**, 4
 Abbasi, R., Ackermann, M., Adams, J., et al. 2021b, *PhRvD*, **104**, 022002
 Abbott, B. P., Abbott, R., Abbott, T. D., et al. 2017, *PhRvL*, **119**, 161101
 Abdalla, H., Adam, R., Aharonian, F., et al. 2019, *Natur*, **575**, 464
 Abdalla, H., Aharonian, F., Ait Benkhali, F., et al. 2021, *Sci*, **372**, 1081
 Acciari, V. A., Ansoldi, S., Antonelli, L. A., et al. 2019, *Natur*, **575**, 455
 Achterberg, A., Ackermann, M., Adams, J., et al. 2006, *Aph*, **26**, 282
 Achterberg, A., Ackermann, M., Adams, J., et al. 2007, *ApJ*, **664**, 397
 Achterberg, A., Ackermann, M., Adams, J., et al. 2008, *ApJ*, **674**, 357
 Ackermann, M., Ajello, M., Asano, K., et al. 2014, *Sci*, **343**, 42
 Adrián-Martínez, S., Albert, A., André, M., et al. 2016, *PhRvD*, **93**, 122010
 Ahlers, M., & Halzen, F. 2014, *PhRvD*, **90**, 043005
 Ahlers, M., Helbing, K., & Pérez de los Heros, C. 2018, *EPJC*, **78**, 924
 Albert, A., André, M., Anghinolfi, M., et al. 2017a, *MNRAS*, **469**, 906
 Albert, A., André, M., Anghinolfi, M., et al. 2017b, *PhRvD*, **96**, 022005
 Albert, A., André, M., Anghinolfi, M., et al. 2017c, *ApJL*, **850**, L35
 Albert, A., André, M., Anghinolfi, M., et al. 2019, *ApJ*, **870**, 134
 Albert, A., André, M., Anghinolfi, M., et al. 2021a, *MNRAS*, **500**, 5614
 Albert, A., André, M., Anghinolfi, M., et al. 2021b, *JCAP*, **2021**, 92
 Asano, K., & Murase, K. 2015, *AdAst*, **2015**, 568516
 Baerwald, P., Bustamante, M., & Winter, W. 2015, *Aph*, **62**, 66
 Barthelmy, S. D. 1998, in AIP Conf. Proc. 428, Fourth Huntsville Gamma-ray Burst Symposium (Melville, NY: AIP), 129
 Bell, A. R. 1978, *MNRAS*, **182**, 147
 Biehl, D., Boncioli, D., Fedynitch, A., & Winter, W. 2018, *A&A*, **611**, A101
 Boncioli, D., Biehl, D., & Winter, W. 2019, *ApJ*, **872**, 110
 Braun, J., Dumm, J., De Palma, F., et al. 2008, *Aph*, **29**, 299
 Burlon, D., Ghirlanda, G., Ghisellini, G., Greiner, J., & Celotti, A. 2009, *A&A*, **505**, 569
 Bustamante, M., Baerwald, P., Murase, K., & Winter, W. 2015, *NatCo*, **6**, 6783
 Charisi, M., Márka, S., & Bartos, I. 2015, *MNRAS*, **448**, 2624
 Coppin, P. 2021, GRBweb [Online], https://icecube.wisc.edu/~grbweb_public
 Coppin, P., de Vries, K. D., & van Eijndhoven, N. 2020, *PhRvD*, **102**, 103014
 Fermi-LAT collaboration 2019, *ApJ*, **878**, 52
 Gandhi, R., Quigg, C., Reno, M. H., & Sarcevic, I. 1998, *PhRvD*, **58**, 093009
 Gehrels, N., Chincarini, G., Giommi, P., et al. 2004, *ApJ*, **611**, 1005
 Globus, N., Allard, D., Mochkovitch, R., & Parizot, E. 2015, *MNRAS*, **451**, 751
 Goldstein, A., Fletcher, C., Veres, P., et al. 2020, *ApJ*, **895**, 40
 Goldstein, A., & Wood, J. 2022, Fermi-GBM Data Release Related to Searches for Neutrinos from Gamma-Ray Bursts using the IceCube Neutrino Observatory, v1, Zenodo, doi:10.5281/zenodo.6727152
 Goodman, J. 1986, *ApJL*, **308**, L47
 Górski, K. M., Hivon, E., Banday, A. J., et al. 2005, *ApJ*, **622**, 759
 Heinze, J., Biehl, D., Fedynitch, A., et al. 2020, *MNRAS*, **498**, 5990
 Hjorth, J., & Bloom, J. S. 2012, Gamma-ray Bursts (Cambridge: Cambridge University Press), 169
 Hurley, K., Pal'shin, V. D., Aptekar, R. L., et al. 2013, *ApJS*, **207**, 39
 Keivani, A., Kennea, J. A., Evans, P. A., et al. 2021, *ApJ*, **909**, 126
 Kouveliotou, C., Meegan, C. A., Fishman, G. J., et al. 1993, *ApJL*, **413**, L101
 Krymskii, G. F. 1977, *DokAN*, **234**, 1306
 Kumar, P., & Zhang, B. 2015, *PhR*, **561**, 1
 Lien, A., Sakamoto, T., Barthelmy, S. D., et al. 2016, *ApJ*, **829**, 7
 Lien, A., Sakamoto, T., Gehrels, N., et al. 2014, *ApJ*, **783**, 24
 MacFadyen, A. I., & Woosley, S. E. 1999, *ApJ*, **524**, 262
 Mazets, E. P., Golenetskii, S. V., Ilyinskii, V. N., et al. 1981, *Ap&SS*, **80**, 119
 Meegan, C., Lichti, G., Bhat, P. N., et al. 2009, *ApJ*, **702**, 791
 Mészáros, P. 2006, *RPPH*, **69**, 2259
 Murase, K., & Nagataki, S. 2006, *PhRvD*, **73**, 063002
 Norris, J. P., Cline, T. L., Desai, U. D., & Teegarden, B. J. 1984, *Natur*, **308**, 434
 Paczynski, B. 1986, *ApJL*, **308**, L43
 Razzaque, S., Mészáros, P., & Waxman, E. 2003, *PhRvD*, **68**, 083001
 Rhoads, J. E. 1997, *ApJL*, **487**, L1
 Stein, R., Velzen, S. v., Kowalski, M., et al. 2021, *NatAs*, **5**, 510
 Stettner, J. 2019, *PoS, ICRC2019*, 1017
 Tung, C. F., Glauch, T., Larson, M., et al. 2021, *JOSS*, **6**, 3194
 Vietri, M. 1995, *ApJ*, **453**, 883
 von Kienlin, A., Meegan, C. A., Paciesas, W. S., et al. 2020, *ApJ*, **893**, 46
 Waxman, E. 1995, *PhRvL*, **75**, 386
 Waxman, E., & Bahcall, J. 1997, *PhRvL*, **78**, 2292
 Winter, W., Becker Tjus, J., & Klein, S. R. 2014, *A&A*, **569**, A58
 Zhang, B., & Mészáros, P. 2004, *IJMPA*, **19**, 2385
 Zhang, F.-W., Shao, L., Yan, J.-Z., & Wei, D.-M. 2012, *ApJ*, **750**, 88